

Train Times

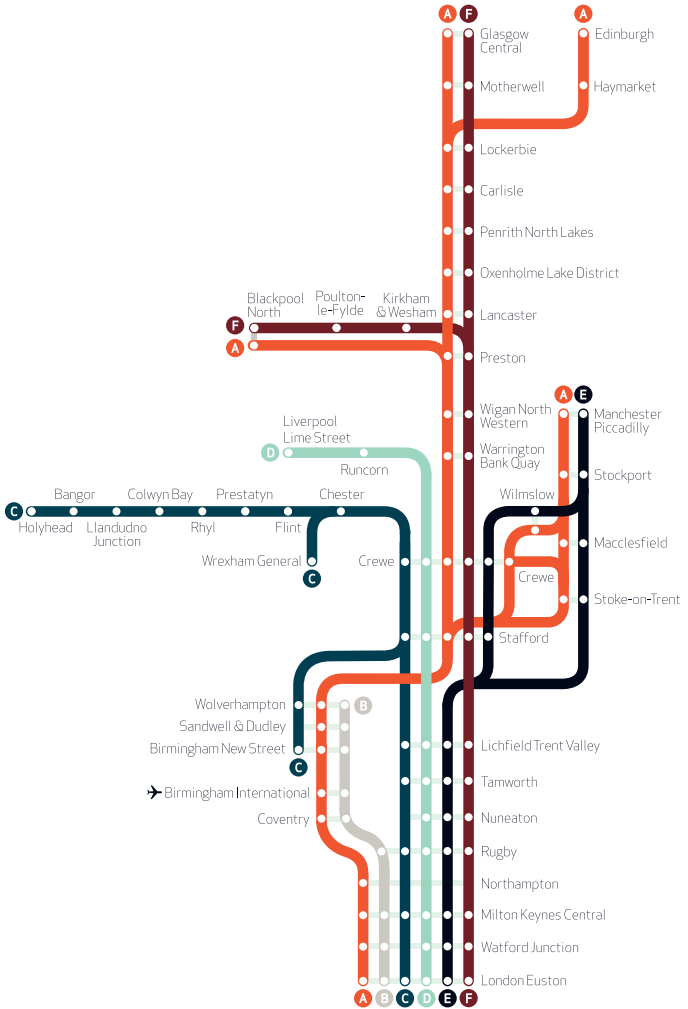
**For all Avanti West Coast
routes to and from London Euston**

02 JUNE to 14 DECEMBER 2024

AVANTI
WEST COAST



Avanti West Coast Routes



Welcome to your train timetable for all Avanti West Coast routes

This booklet lists all our train times for services on our Avanti West Coast routes. It's simple, clear and precise and will make your journey planning as easy as possible.

Our West Coast services are divided into six routes, using lettered codes A-F and different colours to identify each route.

- A** Euston - West Midlands - North West & Scotland
- B** Euston - Birmingham - Wolverhampton
- C** Euston & West Midlands - Chester & North Wales
- D** Euston - Stafford - Crewe - Liverpool
- E** Euston - Manchester via Stoke-on-Trent or Crewe
- F** Euston - North West & Scotland

In this booklet, routes A & B are shown together to provide a summary of services to the West Midlands and routes A & F are shown together to provide a summary of services to Scotland.

Figures in black boxes next to station names indicate the minimum connection time, in minutes, recommended at that station. Stations without a black box figure next to them have a minimum recommended connection time of 5 minutes.

More than just A to B

We're committed to improving your journey experience. Onboard you'll find: our shop with delicious hot and cold refreshments, free onboard WiFi and not forgetting our dedicated team.

It's good to talk. But if you're after some peace and quiet, be sure to select our Quiet Coach when booking your tickets with us.

Go First Class

Fancy First Class? All the seats have extra leg room, a table with plug sockets and free WiFi. Plus, take a look at our menus and check out the complimentary food and drink service. Whether you're answering emails at 125mph or just watching the world go by – sit back, relax and enjoy the ride.

And remember, you'll also get to enjoy our First Class Lounges at the stations below:

- London Euston • Manchester Piccadilly • Birmingham International • Birmingham New Street • Liverpool Lime Street • Glasgow Central • Crewe

On your bike?

Cycling is revolutionary. So, whether you're a clever commuter or just heading off for a spin in the countryside – we've got space for your two-wheeler. You'll need to book in advance and allow yourself enough time to walk to coach A in order to load your bike in the dedicated space. Make a reservation when buying your ticket, or call **0345 528 0253**. If your bike folds up, it can travel for free – no reservation required.

Cycles we accept on Avanti West Coast trains:

- Standard pedal bikes
- Fully folding bicycles (wheels under 20 inches in diameter) - these can be carried on board without restriction on all services and you do not need to book a bike space. Simply fold up your bike and place it in the luggage rack nearest to your chosen seat.
- Tandem bikes - only on our Pendolino services (two bike spaces need to be booked for each tandem)

Cycles we don't accept on Avanti West Coast trains:

- Unaccompanied cycles
- Motorcycles
- Electric scooters (e-scooters)

On the case

Bringing luggage along? We want to make sure there's enough room for everyone. You can bring:

- One item of hand luggage that can fit on your lap
- Two larger items of luggage, each not exceeding 30 x 70 x 90cm in size

Here to help

Passenger Assist is our service for those with individual requirements. If you need a helping hand, we can:

- Arrange assistance
- Help you on and off the train
- Reserve seats and wheelchair spaces
- Provide detailed rail information to you

To book our Passenger Assist service, visit our website to download the Transreport app for booking assistance on the go, or use our handy online form. Alternatively, you can call us on **0345 528 0253** and choose option 3.

Creature comforts

Cats, dogs and other small domestic animals travel for free. There's a maximum allowance of two pets per person and a charge applies for any more than that. Take a look at avantiwestcoast.co.uk for more information.

Onboard food and drink

Fancy some feel good food and drink on the move? Well, shops onboard all of our services are open and stocked full of the good stuff. You'll find the onboard shop in Coach C on our Pendolino trains and Coaches D and K on Voyagers.

Or try our Click and Collect service (subject to availability). Order great quality food and drink in a couple of clicks through our onboard hub. We'll make it to order and text you when it's ready. To pick it up, pop along to the shop.

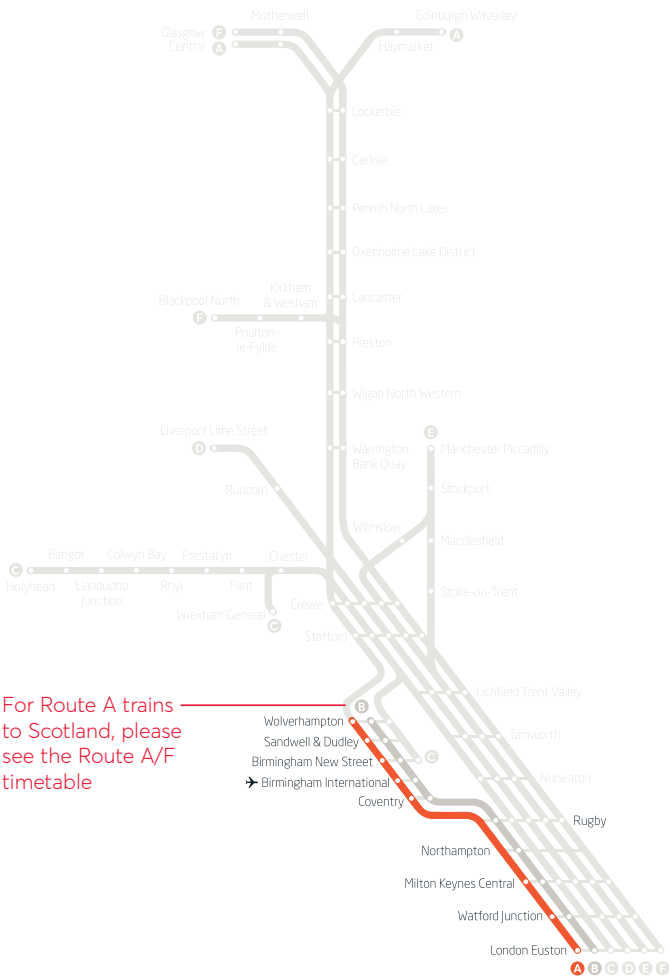
When you travel First Class on an Avanti West Coast train, we'll serve up a delicious choice of complimentary food and drink, sourced from along the West Coast Main Line, depending on the time of day and duration of your journey.* If you've stopped off in one of our First Class Lounges before your journey, you'll find a range of complimentary snacks and refreshments to enjoy before you travel.

*All items on our menu are subject to availability. If you're making a short trip with us, we may not have the full menu available, but you will have time for a drink. On some Voyager services, or if something's gone wrong, we may offer you complimentary refreshments from our onboard shop rather than at your seat.

Route timetable



London Euston - Birmingham - Wolverhampton



For Route A trains to Scotland, please see the Route A/F timetable

Stations served:

- Birmingham International
- Birmingham New Street
- Coventry
- London Euston
- Milton Keynes Central
- Northampton
- Rugby
- Sandwell & Dudley
- Watford Junction
- Wolverhampton

London-Birmingham -Wolverhampton

Mondays to Fridays

Notes: see page 12

Special features

Period of operation

		MX	MO	MX			
London Euston	d				0616	0710	0716
Watford Junction	d				0631u	-	0731u
Milton Keynes Central	d		0014	0029	0652	-	0752
Northampton	d		-	-	-	-	-
Rugby	d	0033	0049s	0109	0715	-	0815
Coventry	a	0041	0100s	0119	0725	0804	0825
Birmingham Intl →	a	0052	0111s	0129	0736	0815	0836
Birmingham New Street 12a	a	0103	0123s	0142	0748	0827	0848
Sandwell & Dudley	a	-	-	-	0815	0852h	0915
Wolverhampton 12a	a	0131	0143	0212	0829	0907h	0929

Special features

Period of operation

London Euston	d	0810	0816	0840	0910	0916	0940
Watford Junction	d	-	0831u	-	-	0931u	-
Milton Keynes Central	d	-	0852	-	-	0952	-
Northampton	d	-	-	-	-	-	-
Rugby	d	-	0915	-	-	1015	-
Coventry	a	0904	0925	0934	1004	1025	1034
Birmingham Intl →	a	0915	0936	0945	1015	1036	1045
Birmingham New Street 12a	a	0927	0948	0956	1027	1048	1056
Sandwell & Dudley	a	0952h		1015	1052h	1115	1122h
Wolverhampton 12a	a	1007h	1017h	1029	1107h	1129	1137h

Special features

Period of operation

London Euston	d	1016	1040	1116	1140	1216	1240
Watford Junction	d	1031u	-	1131u	-	1231u	-
Milton Keynes Central	d	1052	-	1152	-	1252	-
Northampton	d	-	-	-	-	-	-
Rugby	d	1115	-	1215	-	1315	-
Coventry	a	1125	1134	1225	1234	1325	1334
Birmingham Intl →	a	1136	1145	1236	1245	1336	1345
Birmingham New Street 12a	a	1148	1156	1248	1256	1348	1356
Sandwell & Dudley	a	1215	1222h	1315	1322h	1415	1422h
Wolverhampton 12a	a	1229	1237h	1329	1337h	1429	1437h

Special features

Period of operation

London Euston	d	1316	1340	1410	1416	1440	1510
Watford Junction	d	1331u	-	-	1431u	-	-
Milton Keynes Central	d	1352	-	-	1452	-	-
Northampton	d	-	-	-	-	-	-
Rugby	d	1415	-	-	1515	-	-
Coventry	a	1425	1434	1504	1525	1534	1604
Birmingham Intl →	a	1436	1445	1515	1536	1545	1615
Birmingham New Street 12a	a	1448	1456	1527	1548	1556	1627
Sandwell & Dudley	a		1515	1552h		1615	1652h
Wolverhampton 12a	a	1517h	1529	1607h	1617h	1629	1707h

London-Birmingham -Wolverhampton

Mondays to Fridays

Notes: see page 12

Special features

Period of operation

London Euston	d	1516	1536	1610	1616	1640	1710
Watford Junction	d	-	1551u	-	1631u	-	-
Milton Keynes Central	d	1548	-	-	1652	-	-
Northampton	d	-	-	-	-	-	-
Rugby	d	1611	-	-	1715	-	-
Coventry	a	1620	1634	1704	1725	1734	1804
Birmingham Intl →	a	1636	1645	1715	1736	1745	1815
Birmingham New Street 12A	a	1648	1656	1727	1748	1756	1827
Sandwell & Dudley	a	1715	1722h	1752h	-	1815	1852h
Wolverhampton 12A	a	1729	1737h	1807h	1817h	1829	1907h

Special features

Period of operation

London Euston	d	1716	1740	1810	1816	1840	1910
Watford Junction	d	1731u	-	-	1831u	-	-
Milton Keynes Central	d	1752	-	-	1852	-	-
Northampton	d	-	-	-	-	-	-
Rugby	d	1815	-	-	1915	-	-
Coventry	a	1825	1834	1904	1925	1934	2004
Birmingham Intl →	a	1836	1845	1915	1936	1945	2015
Birmingham New Street 12A	a	1848	1856	1927	1948	1956	2027
Sandwell & Dudley	a	-	1915	1952h	-	2015	2046
Wolverhampton 12A	a	1922	1929	2007h	2013	2029	2100

Special features

Period of operation

London Euston	d	1916	1940	2006	2040	2106	2130
Watford Junction	d	1931u	-	-	-	-	2145u
Milton Keynes Central	d	1952	-	2037	-	2137	2205
Northampton	d	-	-	-	-	-	-
Rugby	d	2015	-	-	-	-	2228
Coventry	a	2025	2034	2104	2134	2204	2237
Birmingham Intl →	a	2036	2045	2116	2145	2215	2248
Birmingham New Street 12A	a	2048	2056	2127	2156	2227	2302
Sandwell & Dudley	a	-	2116	2146	2215	2246	2315
Wolverhampton 12A	a	2114	2129	2158	2231	2300	2328

Special features

Period of operation

			FX	FO	FX	FO
London Euston	d	2230	2300	2300	2330	2330
Watford Junction	d	2246u	2317u	2317u	-	-
Milton Keynes Central	d	2329	2359	2359	0029	0029
Northampton	d	-	-	-	-	-
Rugby	d	2359	0033	0053	0059	0109
Coventry	a	0009	0041	0101	0109	0119
Birmingham Intl →	a	0020	0052	0112	0120	0129
Birmingham New Street 12A	a	0033	0103	0123	0132	0142
Sandwell & Dudley	a	-	-	-	-	-
Wolverhampton 12A	a	0103	0131	0153	0202	0212

London-Birmingham -Wolverhampton

Saturdays

Notes: see page 12

Special features

Period of operation

London Euston	d			0616	0710	0716	0810
Watford Junction	d			0631u	-	0731u	-
Milton Keynes Central	d	0029		0652	-	0752	-
Northampton	d			-	-	-	-
Rugby	d	0053	0109	0715	-	0815	-
Coventry	a	0101	0119	0725	0804	0825	0904
Birmingham Intl →	a	0112	0129	0736	0815	0836	0915
Birmingham New Street 12A	a	0123	0142	0748	0827	0847	0927
Sandwell & Dudley	a	-	-	0815	0852h	0915	0952h
Wolverhampton 12A	a	0153	0212	0829	0907h	0929	1007h

Special features

Period of operation

London Euston	d	0816	0840	0910	0916	0940	1010
Watford Junction	d	0831u	-	-	0931u	-	-
Milton Keynes Central	d	0852	-	-	0952	-	-
Northampton	d	-	-	-	-	-	-
Rugby	d	0915	-	-	1015	-	-
Coventry	a	0925	0934	1004	1025	1034	1104
Birmingham Intl →	a	0936	0945	1015	1036	1045	1115
Birmingham New Street 12A	a	0948	0956	1027	1048	1056	1127
Sandwell & Dudley	a		1015	1052h		1115	1152h
Wolverhampton 12A	a	1017h	1029	1107h	1117h	1129	1207h

Special features

Period of operation

London Euston	d	1016	1040	1116	1140	1216	1240
Watford Junction	d	1031u	-	1131u	-	1231u	-
Milton Keynes Central	d	1052	-	1152	-	1252	-
Northampton	d	-	-	-	-	-	-
Rugby	d	1115	-	1215	-	1315	-
Coventry	a	1125	1134	1225	1234	1325	1334
Birmingham Intl →	a	1136	1145	1236	1245	1336	1345
Birmingham New Street 12A	a	1148	1156	1248	1256	1348	1356
Sandwell & Dudley	a	1215		1315	1322h	1415	1422h
Wolverhampton 12A	a	1229	1237h	1329	1337h	1429	1437h

Special features

Period of operation

London Euston	d	1316	1340	1416	1440	1516	1540
Watford Junction	d	1331u	-	1431u	-	1531u	-
Milton Keynes Central	d	1352	-	1452	-	1552	-
Northampton	d	-	-	-	-	-	-
Rugby	d	1415	-	1515	-	1615	-
Coventry	a	1425	1434	1525	1534	1625	1634
Birmingham Intl →	a	1436	1445	1536	1545	1636	1645
Birmingham New Street 12A	a	1448	1456	1548	1556	1648	1656
Sandwell & Dudley	a	1515	1522h	1615	1622h	1715	1722h
Wolverhampton 12A	a	1529	1537h	1629	1637h	1729	1737h

London-Birmingham -Wolverhampton

Saturdays

Notes: see page 12

Special features

Period of operation

London Euston	d	1616	1640	1710	1716	1740	1810
Watford Junction	d	1631u	-	-	1731u	-	-
Milton Keynes Central	d	1652	-	-	1752	-	-
Northampton	d	-	-	-	-	-	-
Rugby	d	1715	-	-	1815	-	-
Coventry	a	1725	1734	1804	1825	1834	1904
Birmingham Intl →	a	1736	1745	1815	1836	1845	1915
Birmingham New Street 12a	a	1748	1756	1827	1848	1856	1926
Sandwell & Dudley	a		1815	1852h		1915	1946
Wolverhampton 12a	a	1817h	1829	1907h	1917h	1929	2000

Special features

Period of operation

London Euston	d	1816	1840	1910	1916	1934	2025
Watford Junction	d	1831u	-	-	1931u	-	2041u
Milton Keynes Central	d	1852	-	-	1952	-	2114
Northampton	d	-	-	-	-	-	-
Rugby	d	1915	-	-	2015	-	2138
Coventry	a	1925	1934	2004	2025	2032	2148
Birmingham Intl →	a	1936	1945	2015	2036	2045	2159
Birmingham New Street 12a	a	1948	1956	2027	2048	2058	2210
Sandwell & Dudley	a		2015	2046	-	2115	2227
Wolverhampton 12a	a	2017h	2029	2100	2114	2129	2240

Special features

Period of operation

London Euston	d	2104	2123	2142		
Watford Junction	d	-	2140u	2158u		
Milton Keynes Central	d	2151	2218	2233		
Northampton	d	-	-	-		
Rugby	d	2215	2241	2258		
Coventry	a	2225	2251	2307		
Birmingham Intl →	a	2236	2301	2318		
Birmingham New Street 12a	a	2247	2315	2329		
Sandwell & Dudley	a	2300	2328	2354		
Wolverhampton 12a	a	2311	2342	0008		

London-Birmingham -Wolverhampton

Sundays

Notes: see page 12

Special features

Period of operation

London Euston	d	0748	0850	0952	1049	1152	1239
Watford Junction	d	0803u	0906u	1007u	1107u	1208u	-
Milton Keynes Central	d	0845	0939	1040	1139	1231	-
Northampton	d	-	-	-	-	-	-
Rugby	d	0923	1015	1115	1215	1254	-
Coventry	a	0932	1024	1125	1225	1304	1334
Birmingham Intl →	a	0943	1036	1136	1236	1315	1345
Birmingham New Street ↗	a	0955	1048	1148	1248	1326	1356
Sandwell & Dudley	a	1015	1116	1215	1315		1415
Wolverhampton ↘	a	1029	1129	1229	1329	1414h	1429

Special features

Period of operation

London Euston	d	1309	1315	1339	1415	1439	1509
Watford Junction	d	-	1330u	-	1430u	-	-
Milton Keynes Central	d	-	1352	-	1452	-	-
Northampton	d	-	-	-	-	-	-
Rugby	d	-	1415	-	1515	-	-
Coventry	a	1404	1425	1434	1525	1534	1604
Birmingham Intl →	a	1415	1436	1445	1536	1545	1615
Birmingham New Street ↗	a	1427	1448	1456	1548	1556	1627
Sandwell & Dudley	a		1515	1522h		1615	
Wolverhampton ↘	a	1514h	1529	1537h	1617h	1629	1714h

Special features

Period of operation

London Euston	d	1515	1539	1609	1615	1639	1709
Watford Junction	d	1530u	-	-	1630u	-	-
Milton Keynes Central	d	1552	-	-	1652	-	-
Northampton	d	-	-	-	-	-	-
Rugby	d	1615	-	-	1715	-	-
Coventry	a	1625	1634	1704	1725	1734	1804
Birmingham Intl →	a	1636	1645	1715	1736	1745	1815
Birmingham New Street ↗	a	1648	1656	1727	1748	1756	1827
Sandwell & Dudley	a		1715			1815	
Wolverhampton ↘	a	1717h	1729	1814h	1817h	1829	1914h

Special features

Period of operation

London Euston	d	1715	1739	1809	1815	1839	1915
Watford Junction	d	1730u	-	-	1830u	-	1930u
Milton Keynes Central	d	1752	-	-	1852	-	1952
Northampton	d	-	-	-	-	-	-
Rugby	d	1815	-	-	1915	-	2015
Coventry	a	1825	1834	1904	1925	1934	2025
Birmingham Intl →	a	1836	1845	1915	1936	1945	2036
Birmingham New Street ↗	a	1848	1856	1927	1948	1956	2048
Sandwell & Dudley	a		1915			2015	-
Wolverhampton ↘	a	1917h	1929		2017h	2029	2109

London-Birmingham -Wolverhampton

Sundays

Notes: see page 12

Special features

Period of operation

London Euston	d	1939	2009	2036	2056	2153	2225
Watford Junction	d	-	-	-	2112u	2212u	2242u
Milton Keynes Central	d	-	-	2114	2144	2247	2315
Northampton	d	-	-	-	-	-	-
Rugby	d	-	-	2138	-	2323	2348
Coventry	a	2034	2104	2147	2215	2333	2358
Birmingham Intl →	a	2045	2115	2158	2226	2343	0008
Birmingham New Street ↔a	↔a	2056	2127	2209	2238	2355	0022
Sandwell & Dudley	a	2115	2146	2226	2249	-	-
Wolverhampton ↔a	a	2129	2159	2240	2302	0016	0042

Special features

Period of operation

London Euston	d	2324					
Watford Junction	d	2339u					
Milton Keynes Central	d	0014					
Northampton	d	-					
Rugby	d	0049s					
Coventry	a	0100s					
Birmingham Intl →	a	0111s					
Birmingham New Street ↔a	↔a	0123s					
Sandwell & Dudley	a	-					
Wolverhampton ↔a	a	0143					

Notes

- a Arrival time
- d Departure time
- h Change at Birmingham New Street
- s Stops to set down only
- u Stops to pick up only

Period of operation and notes

- FO Fridays only
- FX Fridays excepted
- MO Monday only
- MX Monday excepted

MAJOR IMPROVEMENT WORKS will take place at weekends and extended bank holiday weekends throughout the validity of this timetable. The basic services for Saturdays and Sundays are shown, but these may be subject to alteration.

Customers should reconfirm their train times shortly before travelling.

Wolverhampton -Birmingham-London

Mondays to Fridays

Notes: see page 18

Special features

Period of operation

Wolverhampton	d	0457	0527	0542	0603	0615	0645
Sandwell & Dudley	d	-	-	0553	0614	0626	0656
Birmingham New Street	d	0530	0550	0606	0628	0647	0717
Birmingham Intl	d	0541	0600	0617	0639	0658	0728
Coventry	d	0552	0612	0629	0650	0710	0740
Rugby	a	0602	-	-	0700	-	-
Northampton	a	-	-	-	-	-	-
Milton Keynes Central	a	0623	0639	0656	-	-	-
Watford Junction	a	0647s	-	-	0741s	-	-
London Euston	a	0703	0718	0731	0757	0807	0838

Special features

Period of operation

Wolverhampton	d		0715	0741		0815h	0845
Sandwell & Dudley	d		0726	0753		0820h	0856
Birmingham New Street	d	0721	0747	0817	0821	0847	0921
Birmingham Intl	d	0733	0758	0828	0833	0858	0933
Coventry	d	0745	0810	0840	0845	0910	0945
Rugby	a	0754	-	-	0855	-	0955
Northampton	a	-	-	-	-	-	-
Milton Keynes Central	a	0815	-	-	0916	-	1015
Watford Junction	a	-	-	-	0938s	-	1038s
London Euston	a	0851	0906	0938	0954	1006	1054

Special features

Period of operation

Wolverhampton	d	0915h	0945		1015h	1045	1115h
Sandwell & Dudley	d	0920h	0956		1020h	1056	1120h
Birmingham New Street	d	0947	1017	1021	1047	1121	1147
Birmingham Intl	d	0958	1028	1033	1058	1133	1158
Coventry	d	1010	1040	1045	1110	1145	1210
Rugby	a	-	-	1055	-	1155	-
Northampton	a	-	-	-	-	-	-
Milton Keynes Central	a	-	-	1116	-	1215	-
Watford Junction	a	-	-	1138s	-	1238s	-
London Euston	a	1106	1138	1154	1207	1254	1306

Special features

Period of operation

Wolverhampton	d	1145	1215h	1245	1315h	1345	1415h
Sandwell & Dudley	d	1156	1218h	1256	1320h	1356	1420h
Birmingham New Street	d	1221	1247	1321	1347	1421	1447
Birmingham Intl	d	1233	1258	1333	1358	1432	1458
Coventry	d	1245	1310	1345	1410	1445	1510
Rugby	a	1255	-	1355	-	1454	-
Northampton	a	-	-	-	-	-	-
Milton Keynes Central	a	1315	-	1415	-	1515	-
Watford Junction	a	1338s	-	1438s	-	1539s	-
London Euston	a	1354	1406	1454	1506	1554	1607





Wolverhampton -Birmingham-London

Mondays to Fridays

Notes: see page 18





Special features

Period of operation

Wolverhampton 	d	1445		1515h	1545		1615h
Sandwell & Dudley	d	1456		1520h	1556		1620h
Birmingham New Street 	 d	1517	1521	1547	1617	1621	1647
Birmingham Intl 	d	1528	1533	1558	1628	1633	1658
Coventry	d	1540	1545	1610	1640	1645	1710
Rugby	a	-	1555	-	-	1655	-
Northampton	a	-	-	-	-	-	-
Milton Keynes Central	a	-	1616	-	-	1716	-
Watford Junction	a	-	1638s	-	-	1738s	-
London Euston	a	1640	1654	1706	1738	1754	1806





Special features

Period of operation

Wolverhampton 	d	1642h	1645	1715h	1745		1815h
Sandwell & Dudley	d	1633h	1656	1721h	1756		1820h
Birmingham New Street 	 d	1717	1721	1747	1817	1821	1847
Birmingham Intl 	d	1728	1733	1758	1828	1833	1858
Coventry	d	1740	1745	1810	1840	1845	1910
Rugby	a	-	1755	-	-	1855	-
Northampton	a	-	-	-	-	-	-
Milton Keynes Central	a	-	1815	-	-	1916	-
Watford Junction	a	-	1838s	-	-	1938s	-
London Euston	a	1838	1854	1906	1938	1954	2006

Special features

Period of operation

Wolverhampton 	d	1845	1915h	1945	2045	2145	2245
Sandwell & Dudley	d	1856	1921h	1956	2056	2156	2256
Birmingham New Street 	 d	1921	1947	2021	2111	2217	2311
Birmingham Intl 	d	1933	1958	2033	2122	2228	2322
Coventry	d	1945	2010	2045	2134	2240	2334
Rugby	a	1955	-	2055	-	2249	2343
Northampton	a	-	-	-	-	-	0007s
Milton Keynes Central	a	2015	-	2115	2201	2323	0026
Watford Junction	a	2038s	-	2137s	2227s	2355s	0056s
London Euston	a	2055	2106	2154	2246	0019	0117





Wolverhampton -Birmingham-London

Saturdays

Notes: see page 18





Special features

Period of operation

Wolverhampton 	d	0527	0542	0605	0615	0645	
Sandwell & Dudley	d	-	0553	0616	0626	0656	
Birmingham New Street 	 d	0550	0606	0628	0647	0717	0721
Birmingham Intl 	d	0600	0617	0639	0658	0728	0733
Coventry	d	0612	0629	0650	0710	0740	0745
Rugby	a	0621	-	0700	-	-	0755
Northampton	a	-	-	-	-	-	-
Milton Keynes Central	a	0642	0656	-	-	-	0816
Watford Junction	a	-	0718s	0740s	-	-	0838s
London Euston	a	0718	0735	0756	0806	0838	0854





Special features

Period of operation

Wolverhampton 	d	0715	0741		0815h	0845	
Sandwell & Dudley	d	0726	0752		0820h	0856	
Birmingham New Street 	 d	0747	0817	0821	0847	0917	0921
Birmingham Intl 	d	0758	0828	0833	0858	0928	0933
Coventry	d	0810	0840	0845	0910	0940	0945
Rugby	a	-	-	0855	-	-	0955
Northampton	a	-	-	-	-	-	-
Milton Keynes Central	a	-	-	0916	-	-	1016
Watford Junction	a	-	-	0938s	-	-	1038s
London Euston	a	0906	0938	0954	1006	1038	1054





Special features

Period of operation

Wolverhampton 	d	0915h	0945		1015h	1045	
Sandwell & Dudley	d	0920h	0956		1020h	1056	
Birmingham New Street 	 d	0947	1017	1021	1047	1117	1121
Birmingham Intl 	d	0958	1028	1033	1058	1128	1133
Coventry	d	1010	1040	1045	1110	1140	1145
Rugby	a	-	-	1055	-	-	1155
Northampton	a	-	-	-	-	-	-
Milton Keynes Central	a	-	-	1116	-	-	1216
Watford Junction	a	-	-	1138s	-	-	1238s
London Euston	a	1106	1138	1154	1206	1238	1254

Special features

Period of operation

Wolverhampton 	d	1115h	1145	1215h	1245	1315h	1345
Sandwell & Dudley	d	1120h	1156	1221h	1256	1321h	1356
Birmingham New Street 	 d	1147	1221	1247	1321	1347	1421
Birmingham Intl 	d	1158	1233	1258	1333	1358	1433
Coventry	d	1210	1245	1310	1345	1410	1445
Rugby	a	-	1255	-	1355	-	1454
Northampton	a	-	-	-	-	-	-
Milton Keynes Central	a	-	1315	-	1415	-	1515
Watford Junction	a	-	1338s	-	1438s	-	1539s
London Euston	a	1306	1354	1406	1454	1506	1554




Wolverhampton -Birmingham-London

Saturdays

Notes: see page 18




Special features

Period of operation

Wolverhampton 	d	1415h	1445	1515h	1545	1615h	1645
Sandwell & Dudley	d	1420h	1456	1521h	1556	1620h	1656
Birmingham New Street 	12d	1447	1521	1547	1621	1647	1721
Birmingham Intl 	d	1458	1533	1558	1633	1658	1733
Coventry	d	1510	1545	1610	1645	1710	1745
Rugby	a	-	1555	-	1655	-	1755
Northampton	a	-	-	-	-	-	-
Milton Keynes Central	a	-	1615	-	1715	-	1815
Watford Junction	a	-	1638s	-	1738s	-	1838s
London Euston	a	1606	1654	1706	1754	1806	1854




Special features

Period of operation

Wolverhampton 	d	1715h	1745		1815h	1845	1945
Sandwell & Dudley	d	1720h	1756		1820h	1856	1956
Birmingham New Street 	12d	1747	1817	1821	1847	1921	2021
Birmingham Intl 	d	1758	1828	1833	1858	1933	2033
Coventry	d	1810	1840	1845	1910	1945	2045
Rugby	a	-	-	1855	-	1954	2054
Northampton	a	-	-	-	-	-	-
Milton Keynes Central	a	-	-	1916	-	2017	2117
Watford Junction	a	-	-	1938s	-	2046s	2150s
London Euston	a	1906	1936	1954	2006	2108	2214

Special features

Period of operation

Wolverhampton 	d	2045	2137				
Sandwell & Dudley	d	2056	2148				
Birmingham New Street 	12d	2121	2203				
Birmingham Intl 	d	2133	2214				
Coventry	d	2145	2226				
Rugby	a	2154	2236				
Northampton	a	-	-				
Milton Keynes Central	a	2218	2259				
Watford Junction	a	2248s	2335s				
London Euston	a	2310	0001				





Wolverhampton -Birmingham-London

Sundays

Notes: see page 18





Special features

Period of operation

Wolverhampton 	d	0801	0833	0901	1001	1101	1115
Sandwell & Dudley	d	0812	0844	0912	1012	1112	1126
Birmingham New Street 	 d	0826	0856	0930	1030	1126	1147
Birmingham Intl 	d	0837	0908	0941	1041	1137	1158
Coventry	d	0849	0919	0953	1053	1149	1210
Rugby	a	0859	-	1002	1102	1158	-
Northampton	a	-	-	-	-	-	-
Milton Keynes Central	a	0937	1003	1038	1137	1221	-
Watford Junction	a	1005s	1032s	1110s	1206s	-	-
London Euston	a	1028	1056	1134	1226	1258	1310





Special features

Period of operation

Wolverhampton 	d	1145		1215	1245	1312h	1345
Sandwell & Dudley	d	1156		1226	1256	1321h	1356
Birmingham New Street 	 d	1217	1221	1247	1321	1347	1421
Birmingham Intl 	d	1228	1233	1258	1333	1358	1433
Coventry	d	1240	1245	1310	1345	1410	1445
Rugby	a	-	1255	-	1355	-	1455
Northampton	a	-	-	-	-	-	-
Milton Keynes Central	a	-	1316	-	1416	-	1515
Watford Junction	a	-	1339s	-	1440s	-	1539s
London Euston	a	1339	1355	1407	1455	1507	1556





Special features

Period of operation

Wolverhampton 	d	1415h	1445	1515h	1545		1615h
Sandwell & Dudley	d	1420h	1456	1520h	1556		1620h
Birmingham New Street 	 d	1447	1521	1547	1617	1621	1647
Birmingham Intl 	d	1458	1533	1558	1628	1633	1658
Coventry	d	1510	1545	1610	1640	1645	1710
Rugby	a	-	1555	-	-	1655	-
Northampton	a	-	-	-	-	-	-
Milton Keynes Central	a	-	1615	-	-	1716	-
Watford Junction	a	-	1639s	-	-	1739s	-
London Euston	a	1607	1655	1707	1739	1755	1807

Special features

Period of operation

Wolverhampton 	d	1645		1715h	1745	1815h	1845
Sandwell & Dudley	d	1656		1720h	1756	1820h	1856
Birmingham New Street 	 d	1717	1721	1747	1821	1847	1921
Birmingham Intl 	d	1728	1733	1758	1833	1858	1933
Coventry	d	1740	1745	1810	1845	1910	1945
Rugby	a	-	1755	-	1855	-	1955
Northampton	a	-	-	-	-	-	-
Milton Keynes Central	a	-	1816	-	1916	-	2015
Watford Junction	a	-	1839s	-	1939s	-	2039s
London Euston	a	1839	1855	1907	1955	2007	2054




Wolverhampton -Birmingham-London

Sundays

Notes: see page 18

Special features

Period of operation

Wolverhampton 	d	1915h	1945	2045	2204	2232
Sandwell & Dudley	d	1920h	1956	2056	2215	2243
Birmingham New Street 	d	1947	2021	2121	2230	2256
Birmingham Intl 	d	1958	2033	2133	2241	2312
Coventry	d	2010	2045	2145	2253	2324
Rugby	a	-	2054	2154	2302	2334
Northampton	a	-	-	-	-	2356s
Milton Keynes Central	a	-	2119	2229	2337	0015s
Watford Junction	a	-	2149s	2302s	0008s	0045s
London Euston	a	2107	2207	2322	0028	0104

Notes

- a Arrival time
- d Departure time
- h Change at Birmingham New Street
- s Stops to set down only

MAJOR IMPROVEMENT WORKS will take place at weekends and extended bank holiday weekends throughout the validity of this timetable. The basic services for Saturdays and Sundays are shown, but these may be subject to alteration.

Customers should reconfirm their train times shortly before travelling.

Route timetable



London Euston and West Midlands - Chester and North Wales



Stations served:

- Bangor
- Birmingham New Street
- Chester
- Colwyn Bay
- Crewe
- Flint
- Holyhead
- Lichfield Trent Valley
- Llandudno Junction
- London Euston
- Milton Keynes Central
- Prestatyn
- Rhyl
- Rugby
- Stafford
- Tamworth
- Wolverhampton
- Wrexham General


London and the West Midlands-North Wales

Mondays to Fridays

Notes: see page 23


Special features

Period of operation

	A					
London Euston	d		0902	1002	1202	1302 1502
Stafford	d	0604	1024	1124	1324	1424 1624
Crewe 	d	0626	1045	1145	1345	1445 1645
Chester	a	0645	1105	1206	1407	1505 1705
Wrexham General	a	0732h	1151h	1236h	1430h	1550h 1751h
Flint	a	0659	1126	1244h	1438h	1538h 1723
Prestatyn	a	0712	1140	1257h	1451h	1551h 1737
Rhyl	a	0718	1146	1304h	1458h	1558h 1743
Colwyn Bay	a	0729	1157	1315h	1510h	1608h 1754
Llandudno Junction	a	0737	1204	1322h	1517h	1615h 1801
Llandudno	a	0759j	1249j	1358h	1552e	1659h 1835j
Betws-y-Coed	a	-	-	1358e		1653e 1953j
Blaenau Ffestiniog	a	-	-	1431e		1726e 2026j
Bangor (Gwynedd)	a	0754	1222	1340h	1535h	1644h 1819
Holyhead	a	0822	1252	1418h	1615h	1718h 1847

Special features

Period of operation

	B	C	E	
London Euston	d	1702	1802	1902 2002
Stafford	d	1832	1932	2032 2124
Crewe 	d	1853	1953	2053 2145
Chester	a	1913	2013	2113 2206
Wrexham General	a	-	2034	2134h 2247h
Flint	a	1935	2047h	2135 -
Prestatyn	a	1948	2059h	2148 2231
Rhyl	a	1954	2106h	2154 2237
Colwyn Bay	a	2005	2120h	2205 2248
Llandudno Junction	a	2012	2128h	2212 2256
Llandudno	a	2038j	2145e	- -
Betws-y-Coed	a	-	-	- -
Blaenau Ffestiniog	a	-	-	- -
Bangor (Gwynedd)	a	2030	2153h	2230 2313
Holyhead	a	2058	2232h	2258 2341


London and the West Midlands-North Wales

Saturdays

Notes: see page 23


Special features

Period of operation

		A					
London Euston	d		0902	1002	1202	1302	1602
Stafford	d	0604	1024	1124	1324	1424	1724
Crewe 	d	0626	1045	1145	1345	1445	1745
Chester	a	0645	1105	1205	1405	1504	1805
Wrexham General	a	0745h	1151h	1235h	1434h	1551h	1847h
Flint	a	0659	1126	1223	1441h	1523	1823
Prestatyn	a	0712	1140	1237	1454h	1537	1837
Rhyl	a	0718	1146	1243	1501h	1543	1843
Colwyn Bay	a	0729	1157	1254	1513h	1554	1854
Llandudno Junction	a	0737	1204	1301	1521h	1601	1901
Llandudno	a	0800j	1235j	1358j	1538e	1638j	1939j
Betws-y-Coed	a	-	-	1357j		1702j	1944j
Blaenau Ffestiniog	a	-	-	1431j		1735j	2020j
Bangor (Gwynedd)	a	0754	1222	1319	1540h	1619	1919
Holyhead	a	0823	1250	1347	1621h	1652	1947

Special features

Period of operation

		B	C	E
London Euston	d	1702	1802	1902
Stafford	d	1832	1932	2032
Crewe 	d	1853	1953	2053
Chester	a	1913	2013	2113
Wrexham General	a	1946h	2039h	2129
Flint	a	1941h	2031	2141h
Prestatyn	a	1954h	2045	2153h
Rhyl	a	2001h	2051	2200h
Colwyn Bay	a	2015h	2102	2214h
Llandudno Junction	a	2022h	2109	2222h
Llandudno	a	2039e	2142j	
Betws-y-Coed	a		-	
Blaenau Ffestiniog	a		-	
Bangor (Gwynedd)	a	2046h	2127	2245h
Holyhead	a	2125h	2155	2316h


London and the West Midlands-North Wales

Sundays

Notes: see page 23


Special features

Period of operation

London Euston	d	0807c	1302	1401	1601	1701	1801
Stafford	d	0947c	1424	1524	1724	1824	1924
Crewe 	d	1036	1445	1545	1745	1845	1945
Chester	a	1055	1505	1605	1805	1904	2005
Wrexham General	a	1148h	1551h	1747h	1842h	1925	-
Flint	a	1109	1529	1651h	1847h	1930	2023
Prestatyn	a	1123	1543	1703h	1859h	1944	2037
Rhyl	a	1129	1549	1710h	1906h	1950	2043
Colwyn Bay	a	1140	1600	1725h	1920h	2001	2054
Llandudno Junction	a	1146	1607	1733h	1927h	2008	2101
Llandudno	a	1209j	1640j	1749e		-	2135j
Betws-y-Coed	a	1356j	1644j	1944e		-	-
Blaenau Ffestiniog	a	1428j	1717j	2016e		-	-
Bangor (Gwynedd)	a	1204	1625	1757h	1951h	2026	2119
Holyhead	a	1233	1653	1838h	2020h	2056	2147

Special features

Period of operation

London Euston	d	1901					
Stafford	d	2024					
Crewe 	d	2045					
Chester	a	2105					
Wrexham General	a	2142h					
Flint	a	2123					
Prestatyn	a	2137					
Rhyl	a	2143					
Colwyn Bay	a	2154					
Llandudno Junction	a	2201					
Llandudno	a	-					
Betws-y-Coed	a	-					
Blaenau Ffestiniog	a	-					
Bangor (Gwynedd)	a	2219					
Holyhead	a	2247					

Notes

- a Arrival time
- c Change at Crewe
- d Departure time
- e Change at Chester and Llandudno Junction
- h Change at Chester
- j Change at Llandudno Junction

Period of operation and notes

- A From Birmingham New Street 0530 and Wolverhampton 0549
- B Also calls Tamworth 1809 and Lichfield Trent Valley 1816
- C Also calls Tamworth 1909 and Lichfield Trent Valley 1916
- E Also calls Tamworth 2009 and Lichfield Trent Valley 2016

MAJOR IMPROVEMENT WORKS will take place at weekends and extended bank holiday weekends throughout the validity of this timetable. The basic services for Saturdays and Sundays are shown, but these may be subject to alteration.

Customers should reconfirm their train times shortly before travelling.


North Wales-London and the West Midlands

Mondays to Fridays

Notes: see page 27


Special features

Period of operation

			A			
Holyhead	d	0548	0648		0853	1040h 1248
Bangor (Gwynedd)	d	0615	0715		0920	1109h 1315
Blaenau Ffestiniog	d	-	-	0624e	-	0835e 1137j
Betws-y-Coed	d	-	-	0650e	-	0902e 1204j
Llandudno	d	0552j	0707j	0743h	0842j	1042h 1317j
Llandudno Junction	d	0633	0733	0753h	0938	1127h 1333
Colwyn Bay	d	0640	0740	0759h	0945	1133h 1340
Rhyl	d	0651	0751	0812h	0956	1143h 1351
Prestatyn	d	0657	0757	0818h	1002	1149h 1357
Flint	d	0711	0811	0831h	1016	1202h 1411
Wrexham General	d	0703	0802h		1002h	1209h 1403h
Chester	d	0732	0832	0920	1032	1232 1432
Crewe 	a	0752	0852	0940	1052	1252 1452
Stafford	a	0813	0913	1022c	1113	1313 1513
London Euston	a	0935	1035	1135	1235	1435 1637

Special features

Period of operation

					B	
Holyhead	d	1327h	1448		1826h	1948
Bangor (Gwynedd)	d	1406h	1515		1905h	2018
Blaenau Ffestiniog	d		1439j		1735e	-
Betws-y-Coed	d		1506j		1802e	-
Llandudno	d	1413e	1441j	1542h	1904e	2015j
Llandudno Junction	d	1431h	1533	1626h	1930h	2036
Colwyn Bay	d	1437h	1540	1632h	1936h	2043
Rhyl	d	1447h	1551	1643h	1947h	2054
Prestatyn	d	1453h	1557	1649h	1953h	2100
Flint	d	1507h	1611	1703h	2007h	2114
Wrexham General	d	1502h	1604h	1702h	2008h	2105h
Chester	d	1532	1632	1732	2037	2134
Crewe 	a	1552	1652	1752	2059	2154
Stafford	a	1613	1713	1813	2131c	2215
London Euston	a	1735	1835	1935	2356c	0117c


North Wales-London and the West Midlands

Saturdays

Notes: see page 27


Special features

Period of operation

Holyhead	d	0425h	0548	0748	0848	1030h	1237h
Bangor (Gwynedd)	d	0457h	0615	0815	0915	1102h	1304h
Blaenau Ffestiniog	d	-	-	0624j	-	0835e	1135e
Betws-y-Coed	d	-	-	0650j	-	0902e	1202e
Llandudno	d	-	-	0804j	0902j	1107e	1250e
Llandudno Junction	d	0516h	0633	0833	0933	1123h	1322h
Colwyn Bay	d	0522h	0640	0840	0940	1130h	1329h
Rhyl	d	0532h	0651	0851	0951	1140h	1339h
Prestatyn	d	0538h	0657	0857	0957	1147h	1346h
Flint	d	0552h	0711	0911	1011	1201h	1400h
Wrexham General	d	0605h	0703	0902h	1003h	1204h	1406h
Chester	d	0628	0732	0932	1032	1232	1432
Crewe 	a	0648	0752	0952	1052	1252	1452
Stafford	a	0713	0813	1013	1113	1313	1513
London Euston	a	0835	0935	1135	1235	1435	1635

Special features

Period of operation

Holyhead	d	1353	1448	1825h			
Bangor (Gwynedd)	d	1420	1515	1904h			
Blaenau Ffestiniog	d	-	-	1738e			
Betws-y-Coed	d	-	-	1805e			
Llandudno	d	1407j	1507j	1912e			
Llandudno Junction	d	1438	1533	1929h			
Colwyn Bay	d	1445	1540	1935h			
Rhyl	d	1456	1551	1945h			
Prestatyn	d	1502	1557	1950h			
Flint	d	1505h	1611	2003h			
Wrexham General	d	1500h	1604h	2004h			
Chester	d	1532	1632	2032			
Crewe 	a	1552	1652	2052			
Stafford	a	1613	1713	2137c			
London Euston	a	1735	1835				


North Wales-London and the West Midlands

Sundays

Notes: see page 27


Special features

Period of operation

		C				
Holyhead	d	0743h	0938	1020h	1145h	1248 1348
Bangor (Gwynedd)	d	0822h	1005	1059h	1212h	1315 1415
Blaenau Ffestiniog	d		-			1142j -
Betws-y-Coed	d		-			1208j -
Llandudno	d		-	1107e	1139e	1312j 1353j
Llandudno Junction	d	0846h	1026	1123h	1229h	1333 1433
Colwyn Bay	d	0852h	1032	1129h	1236h	1340 1440
Rhyl	d	0902h	1043	1142h	1246h	1351 1451
Prestatyn	d		1049	1147h	1253h	1357 1457
Flint	d		1103	1201h	1307h	1411 1511
Wrexham General	d		1056h	1206	1259h	- 1459h
Chester	d	1014	1128	1232	1332	1432 1532
Crewe 	a	1034	1148	1252	1352	1452 1552
Stafford	a	1055	1209	1313	1413	1513 1613
London Euston	a	1237	1336	1436	1536	1636 1736

Special features

Period of operation

Holyhead	d		1753			
Bangor (Gwynedd)	d		1820			
Blaenau Ffestiniog	d		1728j			
Betws-y-Coed	d		1755j			
Llandudno	d		1802j			
Llandudno Junction	d		1838			
Colwyn Bay	d		1845			
Rhyl	d		1856			
Prestatyn	d		1902			
Flint	d		-			
Wrexham General	d		1906h			
Chester	d	1632	1931			
Crewe 	a	1652	1951			
Stafford	a	1713	2022c			
London Euston	a	1836	2237c			

Notes

- a Arrival time
- c Change at Crewe
- d Departure time
- e Change at Llandudno Junction and Chester
- h Change at Chester
- j Change at Llandudno Junction

Period of operation and notes

- A Also calls Lichfield Trent Valley 1014, Tamworth 1021 and Rugby 1042
- B Continues to Wolverhampton 2230 and Birmingham New Street 2251
- C Also calls Milton Keynes Central 1259

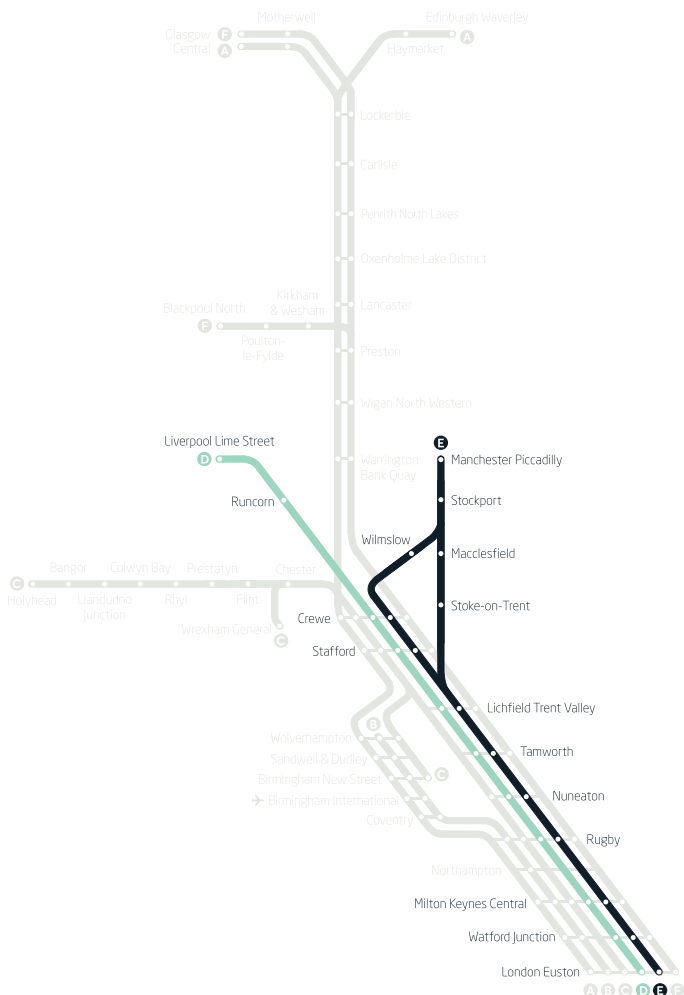
MAJOR IMPROVEMENT WORKS will take place at weekends and extended bank holiday weekends throughout the validity of this timetable. The basic services for Saturdays and Sundays are shown, but these may be subject to alteration.

Customers should reconfirm their train times shortly before travelling.

Route timetable



London Euston - Liverpool / Manchester via Stoke-on-Trent / Crewe



Stations served:

- Crewe
- Lichfield Trent Valley
- Liverpool Lime Street
- London Euston
- Macclesfield
- Manchester Piccadilly
- Milton Keynes Central
- Nuneaton
- Rugby
- Runcorn
- Stafford
- Stockport
- Stoke-on-Trent
- Tamworth
- Watford Junction
- Wilmslow

London - Manchester & Liverpool via Stoke-on-Trent or Crewe

Mondays to Fridays

Notes: see page 40

Special features

Period of operation	MO	MO			
London Euston	d			0610	0629 0636
Watford Junction	d			-	- 0651u
Milton Keynes Central	d			0642	0700 0712
Rugby	d			-	- -
Nuneaton	d			0711	- -
Stafford	d			-	0750 0805
Stoke-on-Trent	d			0746	- -
Macclesfield	d			0802	- -
Crewe ¹⁰	d			0610	- 0810 0826
Wilmslow	d			0626	- 0826 -
Stockport	d	0006		0635	0817 0836 -
Manchester Piccadilly ¹⁰	a	0014		0643	0825 0845 -
Runcorn	d		0007		- - 0844
Liverpool Lime Street ¹⁰	a		0029		- - 0904

Special features

Period of operation						
London Euston	d	0646	0713	0733	0743	0753 0813
Watford Junction	d	0701u	-	-	-	- -
Milton Keynes Central	d	0721	-	-	0815	0824 -
Rugby	d	0744u	-	-	-	0847u -
Nuneaton	d	-	0810	-	-	- 0910
Stafford	d	-	-	0850	-	- -
Stoke-on-Trent	d	0827	0844	-	-	0927 0944
Macclesfield	d	0843	-	-	-	0943 -
Crewe ¹⁰	d	-	-	0910	0926	- -
Wilmslow	d	-	-	0926	-	- -
Stockport	d	0857	0910	0936	-	0957 1010
Manchester Piccadilly ¹⁰	a	0905	0919	0944	-	1005 1019
Runcorn	d				0944	
Liverpool Lime Street ¹⁰	a				1004	

Special features

Period of operation						
London Euston	d	0833	0843	0853	0913	0933 0943
Watford Junction	d	-	-	-	-	- -
Milton Keynes Central	d	-	0915	0924	-	- 1015
Rugby	d	-	-	0947	-	- -
Nuneaton	d	-	-	-	1010	- -
Stafford	d	0950	-	-	-	1050 -
Stoke-on-Trent	d	-	-	1027	1044	- -
Macclesfield	d	-	-	1043	-	- -
Crewe ¹⁰	d	1010	1026	-	-	1110 1126
Wilmslow	d	1026	-	-	-	1126 -
Stockport	d	1036	-	1057	1110	1136 -
Manchester Piccadilly ¹⁰	a	1044	-	1105	1119	1144 -
Runcorn	d		1044			- 1144
Liverpool Lime Street ¹⁰	a		1104			- 1204

London - Manchester & Liverpool via Stoke-on-Trent or Crewe

Mondays to Fridays

Notes: see page 40

Special features

Period of operation

London Euston	d	0953	1013	1033	1043	1053	1113
Watford Junction	d	-	-	-	-	-	-
Milton Keynes Central	d	1024	-	-	1115	1124	-
Rugby	d	1047	-	-	-	1147	-
Nuneaton	d	-	1110	-	-	-	1210
Stafford	d	-	-	1150	-	-	-
Stoke-on-Trent	d	1127	1144	-	-	1227	1244
Macclesfield	d	1143	-	-	-	1243	-
Crewe ¹⁰	d	-	-	1210	1226	-	-
Wilmslow	d	-	-	1226	-	-	-
Stockport	d	1157	1210	1236	-	1257	1310
Manchester Piccadilly ¹⁰	a	1205	1219	1244	-	1305	1319
Runcorn	d	-	-	-	1244	-	-
Liverpool Lime Street ¹⁰	a	-	-	-	1304	-	-

Special features

Period of operation

London Euston	d	1133	1143	1153	1213	1233	1243
Watford Junction	d	-	-	-	-	-	-
Milton Keynes Central	d	-	1215	1224	-	-	1315
Rugby	d	-	-	1247	-	-	-
Nuneaton	d	-	-	-	1310	-	-
Stafford	d	1250	-	-	-	1350	-
Stoke-on-Trent	d	-	-	1327	1344	-	-
Macclesfield	d	-	-	1343	-	-	-
Crewe ¹⁰	d	1310	1326	-	-	1410	1426
Wilmslow	d	1326	-	-	-	1426	-
Stockport	d	1336	-	1357	1410	1436	-
Manchester Piccadilly ¹⁰	a	1344	-	1405	1419	1444	-
Runcorn	d	-	1344	-	-	-	1444
Liverpool Lime Street ¹⁰	a	-	1404	-	-	-	1504

Special features

Period of operation

London Euston	d	1253	1313	1333	1343	1353	1413
Watford Junction	d	-	-	-	-	-	-
Milton Keynes Central	d	1324	-	-	1415	1424	-
Rugby	d	1347	-	-	-	1447	-
Nuneaton	d	-	1410	-	-	-	1510
Stafford	d	-	-	1450	-	-	-
Stoke-on-Trent	d	1427	1444	-	-	1527	1544
Macclesfield	d	1443	-	-	-	1543	-
Crewe ¹⁰	d	-	-	1510	1526	-	-
Wilmslow	d	-	-	1526	-	-	-
Stockport	d	1457	1510	1536	-	1557	1610
Manchester Piccadilly ¹⁰	a	1505	1519	1544	-	1605	1619
Runcorn	d	-	-	-	1544	-	-
Liverpool Lime Street ¹⁰	a	-	-	-	1604	-	-

**All direct train services are highlighted
by the route-coloured background**

Special features

Period of operation

London Euston	d	1433	1443	1453	1513	1533	1543
Watford Junction	d	-	-	-	-	-	-
Milton Keynes Central	d	-	1515	1524	-	-	1615
Rugby	d	-	-	1547	-	-	-
Nuneaton	d	-	-	-	1610	-	-
Stafford	d	1550	-	-	-	1650	-
Stoke-on-Trent	d	-	-	1627	1644	-	-
Macclesfield	d	-	-	1643	-	-	-
Crewe ¹⁰	d	1610	1626	-	-	1710	1726
Wilmslow	d	1626	-	-	-	1726	-
Stockport	d	1636	-	1657	1710	1736	-
Manchester Piccadilly ¹⁰	a	1644	-	1705	1723	1744	-
Runcorn	d	-	1644	-	-	-	1744
Liverpool Lime Street ¹⁰	a	-	1704	-	-	-	1804

Special features

Period of operation

				FX	FO		FX
London Euston	d	1553	1613	1633	1633	1643	1653
Watford Junction	d	-	-	-	-	-	-
Milton Keynes Central	d	1624	-	-	-	1715	1724u
Rugby	d	1647	-	-	-	-	1745s
Nuneaton	d	-	1710	-	-	-	-
Stafford	d	-	-	1749s	1750	-	-
Stoke-on-Trent	d	1727	1744	-	-	-	1827
Macclesfield	d	1743	-	-	-	-	1843
Crewe ¹⁰	d	-	-	1810	1810	1826	-
Wilmslow	d	-	-	1826	1826	-	-
Stockport	d	1757	1810	1836	1836	-	1857
Manchester Piccadilly ¹⁰	a	1805	1819	1844	1844	-	1905
Runcorn	d	-	-	-	-	1844	-
Liverpool Lime Street ¹⁰	a	-	-	-	-	1904	-

Special features

Period of operation

		FO		FO	FX		FO
London Euston	d	1653	1713	1733	1733	1743	1753
Watford Junction	d	-	-	-	-	-	-
Milton Keynes Central	d	1724u	-	-	-	1815u	1824u
Rugby	d	1747	-	-	-	-	1847
Nuneaton	d	-	1810	-	-	-	-
Stafford	d	-	-	1850	1849s	-	-
Stoke-on-Trent	d	1827	1844	-	-	-	1927
Macclesfield	d	1843	-	-	-	-	1943
Crewe ¹⁰	d	-	-	1910	1910	1926	-
Wilmslow	d	-	-	1926	1926	-	-
Stockport	d	1857	1910	1936	1936	-	1957
Manchester Piccadilly ¹⁰	a	1905	1919	1944	1944	-	2005
Runcorn	d	-	-	-	-	1944	-
Liverpool Lime Street ¹⁰	a	-	-	-	-	2005	-

London - Manchester & Liverpool via Stoke-on-Trent or Crewe

Mondays to Fridays

Notes: see page 40

Special features

Period of operation		FX					
London Euston	d	1753	1813	1833	1843	1853	1907
Watford Junction	d	-	-	-	-	-	-
Milton Keynes Central	d	1824u	-	-	1915u	1924u	-
Rugby	d	1845s	-	-	-	1947	-
Nuneaton	d	-	1910	-	-	-	-
Stafford	d	-	-	1950	-	-	-
Stoke-on-Trent	d	1927	1944	-	-	2027	-
Macclesfield	d	1943	-	-	-	2043	-
Crewe ¹⁰	d	-	-	2010	2026	-	2045
Wilmslow	d	-	-	2026	-	-	-
Stockport	d	1957	2010	2036	-	2057	-
Manchester Piccadilly ¹⁰	a	2005	2019	2044	-	2105	-
Runcorn	d	-	-	-	2044	-	2104
Liverpool Lime Street ¹⁰	a	-	-	-	2105	-	2122

Special features

Period of operation							
London Euston	d	1913	1933	1943	1953	2013	2043
Watford Junction	d	-	-	-	-	2028u	-
Milton Keynes Central	d	-	-	2015	2024	2049	2115
Rugby	d	-	-	-	2047	2111	-
Nuneaton	d	2010	-	-	-	2123	-
Stafford	d	-	2050	-	-	2148	-
Stoke-on-Trent	d	2044	-	-	2127	-	-
Macclesfield	d	-	-	-	2143	-	-
Crewe ¹⁰	d	-	2110	2126	-	2210	2226
Wilmslow	d	-	2126	-	-	2226	-
Stockport	d	2110	2136	-	2157	2236	-
Manchester Piccadilly ¹⁰	a	2119	2144	-	2205	2245	-
Runcorn	d	-	-	2145	-	-	2245
Liverpool Lime Street ¹⁰	a	-	-	2204	-	-	2305

Special features

Period of operation				A			
London Euston	d	2053	2139	2200	2203	-	-
Watford Junction	d	-	-	-	-	-	-
Milton Keynes Central	d	2124	2210	2241	2245u	-	-
Rugby	d	2147	-	-	2311	-	-
Nuneaton	d	-	-	-	2324	-	-
Stafford	d	-	-	2341s	-	-	-
Stoke-on-Trent	d	2227	2310	-	2355s	-	-
Macclesfield	d	2244	2325	-	0011s	-	-
Crewe ¹⁰	d	-	-	0009s	-	-	-
Wilmslow	d	-	-	-	-	-	-
Stockport	d	2259	2339	-	0027s	-	-
Manchester Piccadilly ¹⁰	a	2307	2348	-	0039	-	-
Runcorn	d	-	-	0030s	-	-	-
Liverpool Lime Street ¹⁰	a	-	-	0047	-	-	-

London - Manchester & Liverpool via Stoke-on-Trent or Crewe

Saturdays

Notes: see page 40

Special features

Period of operation

		B				
London Euston	d	0629	0633	0646	0713	0733
Watford Junction	d	-	-	0701u	-	-
Milton Keynes Central	d	0700	0705	0721	-	-
Rugby	d	-	-	0744	-	-
Nuneaton	d	-	-	-	0810	-
Stafford	d	0750	0806	-	-	0850
Stoke-on-Trent	d	-	-	0827	0844	-
Macclesfield	d	-	-	0843	-	-
Crewe ¹⁰	d	0710	0810	0826	-	0910
Wilmslow	d	0726	0826	-	-	0926
Stockport	d	0735	0836	-	0857	0910
Manchester Piccadilly ¹⁰	a	0743	0844	-	0905	0919
Runcorn	d	-	-	0844	-	-
Liverpool Lime Street ¹⁰	a	-	-	0904	-	-

Special features

Period of operation

London Euston	d	0743	0753	0813	0833	0843	0853
Watford Junction	d	-	-	-	-	-	-
Milton Keynes Central	d	0815	0824	-	-	0915	0924
Rugby	d	-	0847	-	-	-	0947
Nuneaton	d	-	-	0910	-	-	-
Stafford	d	-	-	-	0950	-	-
Stoke-on-Trent	d	-	0927	0944	-	-	1027
Macclesfield	d	-	0943	-	-	-	1043
Crewe ¹⁰	d	0926	-	-	1010	1026	-
Wilmslow	d	-	-	-	1026	-	-
Stockport	d	-	0957	1010	1036	-	1057
Manchester Piccadilly ¹⁰	a	-	1005	1019	1044	-	1105
Runcorn	d	0944	-	-	-	1044	-
Liverpool Lime Street ¹⁰	a	1004	-	-	-	1104	-

Special features

Period of operation

London Euston	d	0913	0933	0943	0953	1013	1033
Watford Junction	d	-	-	-	-	-	-
Milton Keynes Central	d	-	-	1015	1024	-	-
Rugby	d	-	-	-	1047	-	-
Nuneaton	d	1010	-	-	-	1110	-
Stafford	d	-	1050	-	-	-	1150
Stoke-on-Trent	d	1044	-	-	1127	1144	-
Macclesfield	d	-	-	-	1143	-	-
Crewe ¹⁰	d	-	1110	1126	-	-	1210
Wilmslow	d	-	1126	-	-	-	1226
Stockport	d	1110	1136	-	1157	1210	1236
Manchester Piccadilly ¹⁰	a	1119	1144	-	1205	1219	1244
Runcorn	d	-	-	1144	-	-	-
Liverpool Lime Street ¹⁰	a	-	-	1204	-	-	-

London - Manchester & Liverpool via Stoke-on-Trent or Crewe

Saturdays

Notes: see page 40

Special features

Period of operation

London Euston	d	1043	1053	1113	1133	1143	1153
Watford Junction	d	-	-	-	-	-	-
Milton Keynes Central	d	1115	1124	-	-	1215	1224
Rugby	d	-	1147	-	-	-	1247
Nuneaton	d	-	-	1210	-	-	-
Stafford	d	-	-	-	1250	-	-
Stoke-on-Trent	d	-	1227	1244	-	-	1327
Macclesfield	d	-	1243	-	-	-	1343
Crewe ¹⁰	d	1226	-	-	1310	1326	-
Wilmslow	d	-	-	-	1326	-	-
Stockport	d	-	1257	1310	1336	-	1357
Manchester Piccadilly ¹⁰	a	-	1305	1319	1344	-	1405
Runcorn	a	1244	-	-	-	1344	-
Liverpool Lime Street ¹⁰	a	1305	-	-	-	1404	-

Special features

Period of operation

London Euston	d	1213	1233	1243	1253	1313	1333
Watford Junction	d	-	-	-	-	-	-
Milton Keynes Central	d	-	-	1315	1324	-	-
Rugby	d	-	-	-	1347	-	-
Nuneaton	d	1310	-	-	-	1410	-
Stafford	d	-	1350	-	-	-	1450
Stoke-on-Trent	d	1344	-	-	1427	1444	-
Macclesfield	d	-	-	-	1443	-	-
Crewe ¹⁰	d	-	1410	1426	-	-	1510
Wilmslow	d	-	1426	-	-	-	1526
Stockport	d	1410	1436	-	1457	1510	1536
Manchester Piccadilly ¹⁰	a	1419	1444	-	1505	1519	1544
Runcorn	d	-	-	1444	-	-	-
Liverpool Lime Street ¹⁰	a	-	-	1504	-	-	-

Special features

Period of operation

London Euston	d	1343	1353	1413	1433	1443	1453
Watford Junction	d	-	-	-	-	-	-
Milton Keynes Central	d	1415	1424	-	-	1515	1524
Rugby	d	-	1447	-	-	-	1547
Nuneaton	d	-	-	1510	-	-	-
Stafford	d	-	-	-	1550	-	-
Stoke-on-Trent	d	-	1527	1544	-	-	1627
Macclesfield	d	-	1543	-	-	-	1643
Crewe ¹⁰	d	1526	-	-	1610	1626	-
Wilmslow	d	-	-	-	1626	-	-
Stockport	d	-	1557	1610	1636	-	1657
Manchester Piccadilly ¹⁰	a	-	1605	1619	1644	-	1705
Runcorn	d	1544	-	-	-	1644	-
Liverpool Lime Street ¹⁰	a	1604	-	-	-	1704	-

All direct train services are highlighted
by the route-coloured background

Special features

Period of operation

London Euston	d	1513	1533	1543	1553	1613	1633
Watford Junction	d	-	-	-	-	-	-
Milton Keynes Central	d	-	-	1615	1624	-	-
Rugby	d	-	-	-	1647	-	-
Nuneaton	d	1610	-	-	-	1710	-
Stafford	d	-	1650	-	-	-	1750
Stoke-on-Trent	d	1644	-	-	1727	1744	-
Macclesfield	d	-	-	-	1743	-	-
Crewe ¹⁰	d	-	1710	1726	-	-	1810
Wilmslow	d	-	1726	-	-	-	1826
Stockport	d	1710	1736	-	1757	1810	1836
Manchester Piccadilly ¹⁰	a	1719	1744	-	1805	1819	1844
Runcorn	d	-	-	1744	-	-	-
Liverpool Lime Street ¹⁰	a	-	-	1804	-	-	-

Special features

Period of operation

London Euston	d	1643	1653	1713	1733	1743	1753
Watford Junction	d	-	-	-	-	-	-
Milton Keynes Central	d	1715	1724	-	-	1815	1824
Rugby	d	-	1747	-	-	-	1847
Nuneaton	d	-	-	1810	-	-	-
Stafford	d	-	-	-	1850	-	-
Stoke-on-Trent	d	-	1827	1844	-	-	1927
Macclesfield	d	-	1843	-	-	-	1943
Crewe ¹⁰	d	1826	-	-	1910	1926	-
Wilmslow	d	-	-	-	1926	-	-
Stockport	d	-	1857	1910	1936	-	1957
Manchester Piccadilly ¹⁰	a	-	1905	1919	1944	-	2005
Runcorn	d	1844	-	-	-	1944	-
Liverpool Lime Street ¹⁰	a	1904	-	-	-	2004	-

Special features

Period of operation

London Euston	d	1813	1833	1843	1853	1913	1931
Watford Junction	d	-	-	-	-	-	-
Milton Keynes Central	d	-	-	1915	1924	-	-
Rugby	d	-	-	-	1947	-	-
Nuneaton	d	1910	-	-	-	2010	-
Stafford	d	-	1950	-	-	-	2050
Stoke-on-Trent	d	1944	-	-	2027	2044	-
Macclesfield	d	-	-	-	2043	-	-
Crewe ¹⁰	d	-	2010	2026	-	-	2110
Wilmslow	d	-	2026	-	-	-	2126
Stockport	d	2010	2036	-	2057	2110	2136
Manchester Piccadilly ¹⁰	a	2019	2044	-	2105	2119	2144
Runcorn	d	-	-	2044	-	-	-
Liverpool Lime Street ¹⁰	a	-	-	2104	-	-	-

London - Manchester & Liverpool via Stoke-on-Trent or Crewe

Saturdays

Notes: see page 40

Special features

Period of operation

London Euston	d	1937	2012	2018	2101	
Watford Junction	d	-	-	-	-	
Milton Keynes Central	d	2015	-	2104	2146	
Rugby	d	-	2120	-	-	
Nuneaton	d	-	-	2136	-	
Stafford	d	-	2152	-	2236	
Stoke-on-Trent	d	-	-	2210	-	
Macclesfield	d	-	-	2225	-	
Crewe ¹⁰	d	2126	2211	-	2304	
Wilmslow	d	-	-	-	2321	
Stockport	d	-	-	2239	2331	
Manchester Piccadilly ¹⁰	a	-	-	2250	2342	
Runcorn	d	2144	2229			
Liverpool Lime Street ¹⁰	a	2205	2245			

London - Manchester & Liverpool via Stoke-on-Trent or Crewe

Sundays

Notes: see page 40

Special features

Period of operation

				C		E	
London Euston	d	0807	0816	0820	0916	0919	1016
Watford Junction	d	0822u	-	0836u	-	0936u	-
Milton Keynes Central	d	0857	0901	0908	1002	1008	1104
Rugby	d	-	-	-	-	-	-
Nuneaton	d	-	0946	-	1048	-	1149
Stafford	d	-	-	1024	-	1124	-
Stoke-on-Trent	d	-	1022	-	1125	-	1224
Macclesfield	d	-	1037	-	1140	-	1240
Crewe ¹⁰	d	1020	-	1043	-	1143	-
Wilmslow	d	1035	-	-	-	-	-
Stockport	d	1044	1051	-	1154	-	1254
Manchester Piccadilly ¹⁰	a	1055	1101	-	1205	-	1302
Runcorn	d	-	-	1102	-	1202	-
Liverpool Lime Street ¹⁰	a	-	-	1118	-	1218	-

Special features

Period of operation

London Euston	d	1019	1116	1119	1208	1232	1242
Watford Junction	d	1036u	-	1136u	-	-	-
Milton Keynes Central	d	1109	1203	1210	1240	-	1315
Rugby	d	1145	-	1233	-	-	-
Nuneaton	d	-	1233	-	1310	-	-
Stafford	d	1221	-	1306	-	1350	-
Stoke-on-Trent	d	-	1311	-	1344	-	-
Macclesfield	d	-	1327	-	-	-	-
Crewe ¹⁰	d	1243	-	1325	-	1410	1426
Wilmslow	d	-	-	-	-	1426	-
Stockport	d	-	1341	-	1410	1436	-
Manchester Piccadilly ¹⁰	a	-	1350	-	1419	1444	-
Runcorn	d	1302	-	1344	-	-	1444
Liverpool Lime Street ¹⁰	a	1318	-	1404	-	-	1504

Special features

Period of operation

London Euston	d	1252	1312	1332	1342	1352	1412
Watford Junction	d	-	-	-	-	-	-
Milton Keynes Central	d	1324	-	-	1415	1424	-
Rugby	d	1347	-	-	-	1447	-
Nuneaton	d	-	1410	-	-	-	1510
Stafford	d	-	-	1450	-	-	-
Stoke-on-Trent	d	1427	1444	-	-	1527	1544
Macclesfield	d	1443	-	-	-	1543	-
Crewe ¹⁰	d	-	-	1510	1526	-	-
Wilmslow	d	-	-	1526	-	-	-
Stockport	d	1457	1510	1536	-	1557	1610
Manchester Piccadilly ¹⁰	a	1505	1519	1544	-	1606	1619
Runcorn	d	-	-	-	1544	-	-
Liverpool Lime Street ¹⁰	a	-	-	-	1604	-	-

London - Manchester & Liverpool via Stoke-on-Trent or Crewe

Sundays

Notes: see page 40

Special features

Period of operation

London Euston	d	1432	1442	1452	1512	1532	1542
Watford Junction	d	-	-	-	-	-	-
Milton Keynes Central	d	-	1515	1524	-	-	1615
Rugby	d	-	-	1547	-	-	-
Nuneaton	d	-	-	-	1610	-	-
Stafford	d	1550	-	-	-	1650	-
Stoke-on-Trent	d	-	-	1627	1644	-	-
Macclesfield	d	-	-	1643	-	-	-
Crewe ¹⁰	d	1610	1626	-	-	1710	1726
Wilmslow	d	1626	-	-	-	1726	-
Stockport	d	1636	-	1657	1710	1736	-
Manchester Piccadilly ¹⁰	a	1644	-	1705	1719	1744	-
Runcorn	d	-	1644	-	-	-	1744
Liverpool Lime Street ¹⁰	a	-	1704	-	-	-	1804

Special features

Period of operation

London Euston	d	1552	1612	1632	1642	1652	1712
Watford Junction	d	-	-	-	-	-	-
Milton Keynes Central	d	1624	-	-	1715	1724	-
Rugby	d	1647	-	-	-	1747	-
Nuneaton	d	-	1710	-	-	-	1810
Stafford	d	-	-	1750	-	-	-
Stoke-on-Trent	d	1727	1744	-	-	1827	1844
Macclesfield	d	1743	-	-	-	1843	-
Crewe ¹⁰	d	-	-	1810	1826	-	-
Wilmslow	d	-	-	1826	-	-	-
Stockport	d	1757	1810	1836	-	1857	1910
Manchester Piccadilly ¹⁰	a	1805	1819	1844	-	1905	1919
Runcorn	d	-	-	-	1844	-	-
Liverpool Lime Street ¹⁰	a	-	-	-	1904	-	-

Special features

Period of operation

London Euston	d	1732	1742	1752	1812	1832	1842
Watford Junction	d	-	-	-	-	-	-
Milton Keynes Central	d	-	1815	1824	-	-	1915
Rugby	d	-	-	1847	-	-	-
Nuneaton	d	-	-	-	1910	-	-
Stafford	d	1850	-	-	-	1950	-
Stoke-on-Trent	d	-	-	1927	1944	-	-
Macclesfield	d	-	-	1943	-	-	-
Crewe ¹⁰	d	1910	1926	-	-	2010	2026
Wilmslow	d	1926	-	-	-	2026	-
Stockport	d	1936	-	1957	2010	2036	-
Manchester Piccadilly ¹⁰	a	1944	-	2006	2020	2044	-
Runcorn	d	-	1944	-	-	-	2044
Liverpool Lime Street ¹⁰	a	-	2004	-	-	-	2104

All direct train services are highlighted
by the route-coloured background

Special features

Period of operation

London Euston	d	1852	1912	1932	1942	1952	2012
Watford Junction	d	-	-	-	-	-	-
Milton Keynes Central	d	1924	-	-	2015	2024	-
Rugby	d	1947	-	-	-	2047	-
Nuneaton	d	-	2010	-	-	-	2110
Stafford	d	-	-	2050	-	-	-
Stoke-on-Trent	d	2027	2044	-	-	2127	2144
Macclesfield	d	2043	-	-	-	2143	-
Crewe ¹⁰	d	-	-	2110	2126	-	-
Wilmslow	d	-	-	2126	-	-	-
Stockport	d	2057	2110	2135	-	2157	2210
Manchester Piccadilly ¹⁰	a	2106	2120	2144	-	2205	2220
Runcorn	d	-	-	-	2144	-	-
Liverpool Lime Street ¹⁰	a	-	-	-	2204	-	-

Special features

Period of operation

London Euston	d	2031	G 2039	2121	2125	2149	
Watford Junction	d	-	-	-	-	2209u	
Milton Keynes Central	d	-	2124	-	2218	2242	
Rugby	d	-	-	-	-	2318	
Nuneaton	d	-	-	2259	-	2329	
Stafford	d	2150	2225	2325	-	2352s	
Stoke-on-Trent	d	-	-	-	2335	-	
Macclesfield	d	-	-	-	2352	-	
Crewe ¹⁰	d	2210	2245	2348	-	0015s	
Wilmslow	d	2226	-	-	-	-	
Stockport	d	2236	-	-	0006	0039s	
Manchester Piccadilly ¹⁰	a	2244	-	-	0014	0048	
Runcorn	d	-	2304	0007	-	-	
Liverpool Lime Street ¹⁰	a	-	2328	0029	-	-	

Notes

- a Arrival time
- d Departure time
- s Stops to set down only
- u Stops to pick up only

Period of operation and notes

- A Also calls Tamworth 2320s and Lichfield Trent Valley 2327s
- B Also calls Tamworth 0744 and Lichfield Trent Valley 0750
- C Also calls Tamworth 1001 and Lichfield Trent Valley 1008
- E Also calls Tamworth 1101 and Lichfield Trent Valley 1108
- FO Fridays only
- FX Fridays excepted
- G Also calls Tamworth 2203 and Lichfield Trent Valley 2210
- MO Monday only

MAJOR IMPROVEMENT WORKS will take place at weekends and extended bank holiday weekends throughout the validity of this timetable. The basic services for Saturdays and Sundays are shown, but these may be subject to alteration.

Customers should reconfirm their train times shortly before travelling.

Liverpool & Manchester - London via Stoke-on-Trent or Crewe

Mondays to Fridays

Notes: see page 52

Special features

Period of operation

				A	B	
Liverpool Lime Street ¹⁰	d	0525		0604		
Runcorn	d	0542		0620		
Manchester Piccadilly ¹⁰	d	0505	-	0555	-	0603 0615
Stockport	d	0514	-	0604	-	- 0624
Wilmslow	d	-	-	0613	-	0620 -
Crewe ¹⁰	a	0535	0601	0629	-	0638 -
Macclesfield	d	-	-	-	-	- 0637
Stoke-on-Trent	d	-	-	-	-	- 0653
Stafford	a	0554	0620	-	0653	0657 -
Nuneaton	a	0618	-	0709	-	- -
Rugby	a	0632	0652	-	0737	- -
Milton Keynes Central	a	0652	0713	-	-	- 0749s
Watford Junction	a	-	-	-	-	- -
London Euston	a	0727	0753	0810	0827	0906 0824

Special features

Period of operation

				B		
Liverpool Lime Street ¹⁰	d	0643				
Runcorn	d	0702				
Manchester Piccadilly ¹⁰	d	-	0624	0631	0655	0715 0735
Stockport	d	-	0633	0641	0704	0724 0744
Wilmslow	d	-	-	-	0713	- -
Crewe ¹⁰	a	-	-	-	0730	- -
Macclesfield	d	-	0647	0654	-	0737 -
Stoke-on-Trent	d	-	0704	0710	-	0753 0810
Stafford	a	-	0722	-	0750	- -
Nuneaton	a	-	-	0742	-	- 0842
Rugby	a	-	-	-	-	- -
Milton Keynes Central	a	-	-	-	-	0853 -
Watford Junction	a	-	-	-	-	- -
London Euston	a	0857	0938	0841	0909	0928 0941

Special features

Period of operation

Liverpool Lime Street ¹⁰	d	0740				0843
Runcorn	d	0759				0902
Manchester Piccadilly ¹⁰	d	-	0755	0815	0835	- 0855
Stockport	d	-	0804	0824	0844	- 0904
Wilmslow	d	-	0813	-	-	- 0913
Crewe ¹⁰	a	0821	0831	-	-	0921 0929
Macclesfield	d	-	-	0837	-	- -
Stoke-on-Trent	d	-	-	0853	0910	- -
Stafford	a	-	0850	-	-	- 0950
Nuneaton	a	-	-	-	0942	- -
Rugby	a	-	-	-	-	- -
Milton Keynes Central	a	0926	-	0953	-	1026 -
Watford Junction	a	-	-	-	-	- -
London Euston	a	1003	1009	1027	1041	1103 1109

Liverpool & Manchester - London via Stoke-on-Trent or Crewe

Mondays to Fridays

Notes: see page 52

Special features

Period of operation

Liverpool Lime Street ¹⁰	d			0943			
Runcorn	d			1002			
Manchester Piccadilly ¹⁰	d	0915	0935	-	0955	1015	1035
Stockport	d	0924	0944	-	1004	1024	1044
Wilmslow	d	-	-	-	1013	-	-
Crewe ¹⁰	a	-	-	1021	1029	-	-
Macclesfield	d	0937	-	-	-	1037	-
Stoke-on-Trent	d	0953	1010	-	-	1053	1110
Stafford	a	-	-	-	1050	-	-
Nuneaton	a	-	1042	-	-	-	1142
Rugby	a	1033	-	-	-	1133	-
Milton Keynes Central	a	1053	-	1126	-	1153	-
Watford Junction	a	-	-	-	-	-	-
London Euston	a	1127	1141	1204	1210	1227	1241

Special features

Period of operation

Liverpool Lime Street ¹⁰	d	1043				1143	
Runcorn	d	1102				1202	
Manchester Piccadilly ¹⁰	d	-	1055	1115	1135	-	1155
Stockport	d	-	1104	1124	1144	-	1204
Wilmslow	d	-	1113	-	-	-	1213
Crewe ¹⁰	a	1121	1129	-	-	1221	1229
Macclesfield	d	-	-	1137	-	-	-
Stoke-on-Trent	d	-	-	1153	1210	-	-
Stafford	a	-	1150	-	-	-	1250
Nuneaton	a	-	-	-	1242	-	-
Rugby	a	-	-	1233	-	-	-
Milton Keynes Central	a	1226	-	1253	-	1326	-
Watford Junction	a	-	-	-	-	-	-
London Euston	a	1303	1309	1327	1341	1403	1410

Special features

Period of operation

Liverpool Lime Street ¹⁰	d			1243			
Runcorn	d			1302			
Manchester Piccadilly ¹⁰	d	1215	1235	-	1255	1315	1335
Stockport	d	1224	1244	-	1304	1324	1344
Wilmslow	d	-	-	-	1313	-	-
Crewe ¹⁰	a	-	-	1321	1329	-	-
Macclesfield	d	1237	-	-	-	1337	-
Stoke-on-Trent	d	1253	1310	-	-	1353	1410
Stafford	a	-	-	-	1350	-	-
Nuneaton	a	-	1342	-	-	-	1442
Rugby	a	1333	-	-	-	1433	-
Milton Keynes Central	a	1353	-	1426	-	1453	-
Watford Junction	a	-	-	-	-	-	-
London Euston	a	1427	1441	1503	1509	1527	1541

**All direct train services are highlighted
by the route-coloured background**

Special features

Period of operation

Liverpool Lime Street ¹⁰	d	1343				1443
Runcorn	d	1402				1502
Manchester Piccadilly ¹⁰	d	-	1355	1415	1435	- 1455
Stockport	d	-	1404	1424	1444	- 1504
Wilmslow	d	-	1413	-	-	- 1513
Crewe ¹⁰	a	1421	1429	-	-	1521 1529
Macclesfield	d	-	-	1437	-	- -
Stoke-on-Trent	d	-	-	1453	1510	- -
Stafford	a	-	1450	-	-	- 1550
Nuneaton	a	-	-	-	1542	- -
Rugby	a	-	-	1533	-	- -
Milton Keynes Central	a	1526	-	1553	-	1626 -
Watford Junction	a	-	-	-	-	- -
London Euston	a	1604	1610	1630	1644	1703 1709

Special features

Period of operation

Liverpool Lime Street ¹⁰	d			1543		
Runcorn	d			1602		
Manchester Piccadilly ¹⁰	d	1515	1535	-	1555	1615 1635
Stockport	d	1524	1544	-	1604	1624 1644
Wilmslow	d	-	-	-	1613	- -
Crewe ¹⁰	a	-	-	1621	1629	- -
Macclesfield	d	1537	-	-	-	1637 -
Stoke-on-Trent	d	1553	1610	-	-	1653 1710
Stafford	a	-	-	-	1650	- -
Nuneaton	a	-	1642	-	-	- 1742
Rugby	a	1633	-	-	-	1733 -
Milton Keynes Central	a	1653	-	1726	-	1753 -
Watford Junction	a	-	-	-	-	- -
London Euston	a	1727	1741	1803	1810	1827 1841

Special features

Period of operation

Liverpool Lime Street ¹⁰	d	1643				1743
Runcorn	d	1702				1802
Manchester Piccadilly ¹⁰	d	-	1655	1715	1735	- 1755
Stockport	d	-	1704	1724	1744	- 1804
Wilmslow	d	-	1713	-	-	- 1813
Crewe ¹⁰	a	1721	1729	-	-	1821 1829
Macclesfield	d	-	-	1737	-	- -
Stoke-on-Trent	d	-	-	1753	1810	- -
Stafford	a	-	1751	-	-	- 1850
Nuneaton	a	-	-	-	1842	- -
Rugby	a	-	-	1833	-	- -
Milton Keynes Central	a	1826	-	1853	-	1926 -
Watford Junction	a	-	-	-	-	- -
London Euston	a	1903	1909	1927	1941	2003 2010

Liverpool & Manchester - London via Stoke-on-Trent or Crewe

Mondays to Fridays

Notes: see page 52

Special features

Period of operation

Liverpool Lime Street ¹⁰	d			1843				1943
Runcorn	d			1902				2002
Manchester Piccadilly ¹⁰	d	1815	1835	-	1855	1915	-	-
Stockport	d	1824	1844	-	1904	1924	-	-
Wilmslow	d	-	-	-	1913	-	-	-
Crewe ¹⁰	a	-	-	1921	1929	-	-	2021
Macclesfield	d	1837	-	-	-	1937	-	-
Stoke-on-Trent	d	1853	1910	-	-	1953	-	-
Stafford	a	-	-	-	1950	-	-	-
Nuneaton	a	-	1942	-	-	2026	-	-
Rugby	a	1933	-	-	-	2039	-	-
Milton Keynes Central	a	1953	-	2026	-	2059	2126	-
Watford Junction	a	-	-	-	2056s	-	-	-
London Euston	a	2027	2041	2103	2113	2134	2205	-

Special features

Period of operation

Liverpool Lime Street ¹⁰	d			2051				C
Runcorn	d			2113				
Manchester Piccadilly ¹⁰	d	1955	2015	-	2115			
Stockport	d	2004	2024	-	2124			
Wilmslow	d	2013	-	-	-			
Crewe ¹⁰	a	2029	-	2132	-			
Macclesfield	d	-	2037	-	2137			
Stoke-on-Trent	d	-	2053	-	2153			
Stafford	a	2050	-	2153	-			
Nuneaton	a	-	2126	2220	-			
Rugby	a	-	-	2232	-			
Milton Keynes Central	a	-	2157	2256	2301			
Watford Junction	a	2157s	-	2331s	2336s			
London Euston	a	2214	2231	2356	2359			

Liverpool & Manchester - London via Stoke-on-Trent or Crewe

Saturdays

Notes: see page 52

Special features

Period of operation

				B		E
Liverpool Lime Street ¹⁰	d	0525				0604
Runcorn	d	0542				0620
Manchester Piccadilly ¹⁰	d	0505	-	0555	0603	0611
Stockport	d	0514	-	0604	-	0620
Wilmslow	d	-	-	0613	0618	-
Crewe ¹⁰	a	0534	0600	0629	0636	-
Macclesfield	d	-	-	-	-	0633
Stoke-on-Trent	d	-	-	-	-	0649
Stafford	a	0554	0620	-	0658	-
Nuneaton	a	0618	-	0709	-	-
Rugby	a	0632	0652	-	-	0737
Milton Keynes Central	a	0652	0713	-	-	0745
Watford Junction	a	-	-	0756s	-	-
London Euston	a	0727	0753	0813	0906	0820

Special features

Period of operation

Liverpool Lime Street ¹⁰	d	0643				0740
Runcorn	d	0702				0759
Manchester Piccadilly ¹⁰	d	0631	-	0655	0715	0735
Stockport	d	0641	-	0704	0724	0744
Wilmslow	d	-	-	0713	-	-
Crewe ¹⁰	a	-	0721	0729	-	0821
Macclesfield	d	0654	-	-	0737	-
Stoke-on-Trent	d	0710	-	-	0753	0810
Stafford	a	-	-	0750	-	-
Nuneaton	a	0742	-	-	-	0842
Rugby	a	-	-	-	0833	-
Milton Keynes Central	a	-	0826	-	0853	-
Watford Junction	a	-	-	-	-	-
London Euston	a	0841	0903	0909	0927	0941

Special features

Period of operation

Liverpool Lime Street ¹⁰	d			0843		
Runcorn	d			0902		
Manchester Piccadilly ¹⁰	d	0755	0815	0835	-	0855
Stockport	d	0804	0824	0844	-	0904
Wilmslow	d	0813	-	-	-	0913
Crewe ¹⁰	a	0831	-	-	0921	0929
Macclesfield	d	-	0837	-	-	0937
Stoke-on-Trent	d	-	0853	0910	-	0953
Stafford	a	0850	-	-	-	0950
Nuneaton	a	-	-	0942	-	-
Rugby	a	-	0933	-	-	1033
Milton Keynes Central	a	-	0953	-	1026	-
Watford Junction	a	-	-	-	-	-
London Euston	a	1009	1027	1041	1103	1109

Liverpool & Manchester - London via Stoke-on-Trent or Crewe

Saturdays

Notes: see page 52

Special features

Period of operation

Liverpool Lime Street 10	d	0943					1043
Runcorn	d	1002					1102
Manchester Piccadilly 10	d	0935	-	0955	1015	1035	-
Stockport	d	0944	-	1004	1024	1044	-
Wilmslow	d	-	-	1013	-	-	-
Crewe 10	a	-	1021	1029	-	-	1121
Macclesfield	d	-	-	-	1037	-	-
Stoke-on-Trent	d	1010	-	-	1053	1110	-
Stafford	a	-	-	1050	-	-	-
Nuneaton	a	1042	-	-	-	1142	-
Rugby	a	-	-	-	1133	-	-
Milton Keynes Central	a	-	1126	-	1153	-	1226
Watford Junction	a	-	-	-	-	-	-
London Euston	a	1141	1203	1209	1227	1241	1303

Special features

Period of operation

Liverpool Lime Street 10	d				1143		
Runcorn	d				1202		
Manchester Piccadilly 10	d	1055	1115	1135	-	1155	1215
Stockport	d	1104	1124	1144	-	1204	1224
Wilmslow	d	1113	-	-	-	1213	-
Crewe 10	a	1129	-	-	1221	1229	-
Macclesfield	d	-	1137	-	-	-	1237
Stoke-on-Trent	d	-	1153	1210	-	-	1253
Stafford	a	1150	-	-	-	1250	-
Nuneaton	a	-	-	1241	-	-	-
Rugby	a	-	1233	-	-	-	1333
Milton Keynes Central	a	-	1253	-	1326	-	1353
Watford Junction	a	-	-	-	-	-	-
London Euston	a	1309	1327	1341	1403	1409	1427

Special features

Period of operation

Liverpool Lime Street 10	d	1243					1343
Runcorn	d	1302					1402
Manchester Piccadilly 10	d	1235	-	1255	1315	1335	-
Stockport	d	1244	-	1304	1324	1344	-
Wilmslow	d	-	-	1313	-	-	-
Crewe 10	a	-	1321	1329	-	-	1421
Macclesfield	d	-	-	-	1337	-	-
Stoke-on-Trent	d	1310	-	-	1353	1410	-
Stafford	a	-	-	1350	-	-	-
Nuneaton	a	1342	-	-	-	1442	-
Rugby	a	-	-	-	1433	-	-
Milton Keynes Central	a	-	1426	-	1453	-	1526
Watford Junction	a	-	-	-	-	-	-
London Euston	a	1441	1503	1509	1527	1541	1603

All direct train services are highlighted
by the route-coloured background

Special features

Period of operation

Liverpool Lime Street ¹⁰	d				1443	
Runcorn	d				1502	
Manchester Piccadilly ¹⁰	d	1355	1415	1435	-	1455 1515
Stockport	d	1404	1424	1444	-	1504 1524
Wilmslow	d	1413	-	-	-	1513 -
Crewe ¹⁰	a	1429	-	-	1521	1529 -
Macclesfield	d	-	1437	-	-	- 1537
Stoke-on-Trent	d	-	1453	1510	-	- 1553
Stafford	a	1450	-	-	-	1550 -
Nuneaton	a	-	-	1542	-	- -
Rugby	a	-	1533	-	-	- 1633
Milton Keynes Central	a	-	1553	-	1626	- 1653
Watford Junction	a	-	-	-	-	- -
London Euston	a	1609	1627	1641	1703	1709 1727

Special features

Period of operation

Liverpool Lime Street ¹⁰	d		1543			1643
Runcorn	d		1602			1702
Manchester Piccadilly ¹⁰	d	1535	-	1555	1615	1635 -
Stockport	d	1544	-	1604	1624	1644 -
Wilmslow	d	-	-	1613	-	- -
Crewe ¹⁰	a	-	1621	1629	-	- 1721
Macclesfield	d	-	-	-	1637	- -
Stoke-on-Trent	d	1610	-	-	1653	1710 -
Stafford	a	-	-	1650	-	- -
Nuneaton	a	1642	-	-	-	1742 -
Rugby	a	-	-	-	1733	- -
Milton Keynes Central	a	-	1726	-	1753	- 1826
Watford Junction	a	-	-	-	-	- -
London Euston	a	1741	1803	1809	1827	1841 1903

Special features

Period of operation

Liverpool Lime Street ¹⁰	d				1743	
Runcorn	d				1802	
Manchester Piccadilly ¹⁰	d	1655	1715	1735	-	1755 1815
Stockport	d	1704	1724	1744	-	1804 1824
Wilmslow	d	1713	-	-	-	1813 -
Crewe ¹⁰	a	1729	-	-	1821	1829 -
Macclesfield	d	-	1737	-	-	- 1837
Stoke-on-Trent	d	-	1753	1810	-	- 1853
Stafford	a	1750	-	-	-	1850 -
Nuneaton	a	-	-	1842	-	- -
Rugby	a	-	1833	-	-	- 1933
Milton Keynes Central	a	-	1853	-	1926	- 1953
Watford Junction	a	-	-	-	-	2002s -
London Euston	a	1909	1927	1941	2003	2025 2043

Liverpool & Manchester - London via Stoke-on-Trent or Crewe

Sundays

Notes: see page 52

Special features

Period of operation

				H		
Liverpool Lime Street ¹⁰	d	0810			0834	0934
Runcorn	d	0827			0853	0953
Manchester Piccadilly ¹⁰	d	0805	-	0820	-	0920
Stockport	d	0815	-	0830	-	0930
Wilmslow	d	0823	-	-	-	-
Crewe ¹⁰	a	0839	0846	-	0913	1012
Macclesfield	d	-	-	0843	-	0943
Stoke-on-Trent	d	-	-	0900	-	0959
Stafford	a	0858	-	-	0933	1033
Nuneaton	a	-	0927	-	-	-
Rugby	a	-	-	-	-	-
Milton Keynes Central	a	1008	-	-	1043	1115
Watford Junction	a	1036s	1041s	-	1115s	-
London Euston	a	1100	1104	1110	1140	1212

Special features

Period of operation

Liverpool Lime Street ¹⁰	d			1043		1143
Runcorn	d			1102		1202
Manchester Piccadilly ¹⁰	d	1020	1035	-	1115	1135
Stockport	d	1030	1047	-	1126	1146
Wilmslow	d	1037	-	-	-	-
Crewe ¹⁰	a	1053	-	1121	-	1221
Macclesfield	d	-	1059	-	1139	1159
Stoke-on-Trent	d	-	1117	-	1155	1215
Stafford	a	-	-	-	-	-
Nuneaton	a	-	1147	-	-	-
Rugby	a	-	1203	-	-	-
Milton Keynes Central	a	1216	1224	1228	1252	1326
Watford Junction	a	-	-	-	-	-
London Euston	a	1254	1301	1306	1328	1342

Special features

Period of operation

Liverpool Lime Street ¹⁰	d				1243	
Runcorn	d				1302	
Manchester Piccadilly ¹⁰	d	1155	1215	1235	-	1255
Stockport	d	1206	1224	1244	-	1304
Wilmslow	d	1213	-	-	-	1313
Crewe ¹⁰	a	1230	-	-	1321	1329
Macclesfield	d	-	1237	-	-	1337
Stoke-on-Trent	d	-	1253	1310	-	1353
Stafford	a	1250	-	-	-	1350
Nuneaton	a	-	-	1342	-	-
Rugby	a	-	1333	-	-	1433
Milton Keynes Central	a	-	1353	-	1426	1453
Watford Junction	a	-	-	-	-	-
London Euston	a	1410	1428	1443	1504	1510

Liverpool & Manchester - London via Stoke-on-Trent or Crewe

Sundays

Notes: see page 52

Special features

Period of operation

Liverpool Lime Street ¹⁰	d	1343				1443	
Runcorn	d	1402				1502	
Manchester Piccadilly ¹⁰	d	1335	-	1355	1415	1435	-
Stockport	d	1344	-	1404	1424	1444	-
Wilmslow	d	-	-	1413	-	-	-
Crewe ¹⁰	a	-	1421	1429	-	-	1521
Macclesfield	d	-	-	-	1437	-	-
Stoke-on-Trent	d	1410	-	-	1453	1510	-
Stafford	a	-	-	1450	-	-	-
Nuneaton	a	1442	-	-	-	1542	-
Rugby	a	-	-	-	1533	-	-
Milton Keynes Central	a	-	1526	-	1553	-	1626
Watford Junction	a	-	-	-	-	-	-
London Euston	a	1542	1604	1610	1629	1642	1704

Special features

Period of operation

Liverpool Lime Street ¹⁰	d				1543		
Runcorn	d				1602		
Manchester Piccadilly ¹⁰	d	1455	1515	1535	-	1555	1615
Stockport	d	1504	1524	1544	-	1604	1624
Wilmslow	d	1513	-	-	-	1613	-
Crewe ¹⁰	a	1530	-	-	1621	1629	-
Macclesfield	d	-	1537	-	-	-	1637
Stoke-on-Trent	d	-	1553	1610	-	-	1653
Stafford	a	1550	-	-	-	1650	-
Nuneaton	a	-	-	1642	-	-	-
Rugby	a	-	1633	-	-	-	1733
Milton Keynes Central	a	-	1653	-	1726	-	1753
Watford Junction	a	-	-	-	-	-	-
London Euston	a	1710	1728	1742	1804	1810	1828

Special features

Period of operation

Liverpool Lime Street ¹⁰	d	1643				1743	
Runcorn	d	1702				1802	
Manchester Piccadilly ¹⁰	d	1635	-	1655	1715	1735	-
Stockport	d	1644	-	1704	1724	1744	-
Wilmslow	d	-	-	1713	-	-	-
Crewe ¹⁰	a	-	1721	1729	-	-	1821
Macclesfield	d	-	-	-	1737	-	-
Stoke-on-Trent	d	1710	-	-	1753	1810	-
Stafford	a	-	-	1750	-	-	-
Nuneaton	a	1742	-	-	-	1842	-
Rugby	a	-	-	-	1833	-	-
Milton Keynes Central	a	-	1826	-	1853	-	1926
Watford Junction	a	-	-	-	-	-	-
London Euston	a	1842	1904	1910	1928	1942	2004

All direct train services are highlighted
by the route-coloured background

Special features

Period of operation

							J
Liverpool Lime Street ¹⁰	d				1843		
Runcorn	d				1902		
Manchester Piccadilly ¹⁰	d	1755	1815	1835	-	1855	1915
Stockport	d	1804	1824	1844	-	1904	1924
Wilmslow	d	1813	-	-	-	1913	-
Crewe ¹⁰	a	1829	-	-	1921	1929	-
Macclesfield	d	-	1837	-	-	-	1937
Stoke-on-Trent	d	-	1853	1910	-	-	1953
Stafford	a	1850	-	-	-	1950	-
Nuneaton	a	-	-	1942	-	-	-
Rugby	a	-	1933	-	-	-	2038
Milton Keynes Central	a	-	1953	-	2026	-	-
Watford Junction	a	-	-	-	-	-	2128s
London Euston	a	2010	2028	2042	2104	2114	2147

Special features

Period of operation

							K
Liverpool Lime Street ¹⁰	d		1943				2043
Runcorn	d		2002				2102
Manchester Piccadilly ¹⁰	d	1935	-	2023	2055	-	-
Stockport	d	1944	-	2032	2104	-	-
Wilmslow	d	-	-	-	-	-	-
Crewe ¹⁰	a	-	2021	-	-	2122	-
Macclesfield	d	-	-	2045	2117	-	-
Stoke-on-Trent	d	2010	-	2103	2134	-	-
Stafford	a	-	2041	-	-	2142	-
Nuneaton	a	2042	-	-	-	2218	-
Rugby	a	-	-	-	2214	2232	-
Milton Keynes Central	a	2113	2135	2203	2249	2305	-
Watford Junction	a	-	2211s	2235s	2322s	2336s	-
London Euston	a	2201	2237	2257	2342	2355	-

Notes

- a Arrival time
- d Departure time
- s Stops to set down only

Period of operation and notes

- A Also calls Lichfield Trent Valley 0709 and Tamworth 0716
- B Also calls at stations in the West Midlands (see routes A/B)
- C Also calls Lichfield Trent Valley 2216 and Tamworth 2223
- E Also calls Lichfield Trent Valley 0708 and Tamworth 0716
- G Also calls Lichfield Trent valley 2116 and Tamworth 2123
- H Also calls Lichfield Trent Valley 0923
- J Also calls Lichfield Trent Valley 2016
- K Also calls Lichfield Trent Valley 2159 and Tamworth 2206

MAJOR IMPROVEMENT WORKS will take place at weekends and extended bank holiday weekends throughout the validity of this timetable. The basic services for Saturdays and Sundays are shown, but these may be subject to alteration.

Customers should reconfirm their train times shortly before travelling.

Route timetable



London Euston and West Midlands - North West and Scotland



Stations served:

- Birmingham International
- Birmingham New Street
- Blackpool North
- Carlisle
- Coventry
- Crewe
- Edinburgh
- Glasgow Central
- Haymarket
- Kirkham & Wesham
- Lancaster
- Lichfield Trent Valley
- Lockerbie
- London Euston
- Macclesfield
- Manchester Piccadilly
- Milton Keynes Central
- Motherwell
- Northampton
- Nuneaton
- Oxenholme Lake District
- Penrith North Lakes
- Poulton le-Fylde
- Preston
- Rugby
- Sandwell & Dudley
- Stafford
- Stockport
- Stoke-on-Trent
- Tamworth
- Warrington Bank Quay
- Watford Junction
- Wigan North Western
- Wilmslow
- Wolverhampton

London and the West Midlands - North West and Scotland

Mondays to Fridays

Notes: see page 63

Special features

Period of operation

London Euston	d		0531		0730	0616
Watford Junction	d		0548u		-	0631u
Milton Keynes Central	d		0615		-	0652
Rugby	d		0639		-	0715
Coventry	d		-	0615h	-	0727
Birmingham International	d		-	0634h	-	0738
Birmingham New Street 12	d	0605	-	0707	-	0807
Sandwell & Dudley	d	0617	-	0717	-	0817
Wolverhampton 7	d	0515	0632	-	0732	-
Stafford	d	0531	0648	-	0747	-
Crewe 10	d	0559	0709	0727	0809	-
Warrington Bank Quay	d	0617	0727	0746	0827	0915
Wigan North Western	d	0628	0738	0757	0838	0926
Preston 8	a	0641	0751	0809	0850	0939
Blackpool North	a	0726t	0827t	0854t	0925t	-
Lancaster 6	a	0658	0808	0828	0908	0955
Oxenholme Lake District	a	0712	0822	0842	0927t	1019r
Penrith North Lakes	a	0738	0855t	-	0943	1031
Carlisle 3	a	0754	0900	0921	1001	1047
Lockerbie	a	0813	0932e	-	1028e	-
Motherwell	a	-	1017e	-	1113e	-
Glasgow Central 13	a	0916	1035e	1042	1118	1201
Haymarket	a	0933e	1012		1132e	1213
Edinburgh 10	a	0940e	1018		1137e	1220

Special features

Period of operation

London Euston	d	0830	0716	0930	0840	1030	0916
Watford Junction	d	-	0731u	-	0831v	-	0931u
Milton Keynes Central	d	-	0752	-	0919c	-	0952
Rugby	d	-	0815	-	0942c	-	1015
Coventry	d	-	0827	-	0936	-	1027
Birmingham International	d	-	0838	-	0946	-	1038
Birmingham New Street 12	d	-	0907	-	1007	-	1107
Sandwell & Dudley	d	-	0917	-	1017	-	1117
Wolverhampton 7	d	-	0932	-	1032	-	1132
Stafford	d	-	0947	-	1047	-	1147
Crewe 10	d	-	1009	-	1109	-	1209
Warrington Bank Quay	d	1015	1027	1115	1127	1215	1227
Wigan North Western	d	1026	1038	1126	1138	1226	1238
Preston 8	a	1039	1051	1139	1151	1239	1251
Blackpool North	a	-	1114	-	1225t	-	1325t
Lancaster 6	a	1055	1114t	1155	1207	1255	1308
Oxenholme Lake District	a	1110	1127t	-	1221	-	1323
Penrith North Lakes	a	-	1152t	1231	1257t	1331	1354t
Carlisle 3	a	1149	1209t	1247	1300	1348	1401
Lockerbie	a	-	1228t	-	1333e	-	1433e
Motherwell	a	1247s			1420e		1459
Glasgow Central 13	a	1304		1402	1439e	1500	1517
Haymarket	a		1327t		1412		1531e
Edinburgh 10	a		1332t		1419		1537e

**All direct train services are highlighted
by the route-coloured background**

Special features

Period of operation

London Euston	d	1130	1016	1230	1116	1330	1216
Watford Junction	d	-	1031u	-	1131u	-	1231u
Milton Keynes Central	d	-	1052	-	1152	-	1252
Rugby	d	-	1115	-	1215	-	1315
Coventry	d	-	1127	-	1227	-	1327
Birmingham International	d	-	1138	-	1238	-	1338
Birmingham New Street 12	d	-	1207	-	1307	-	1407
Sandwell & Dudley	d	-	1217	-	1317	-	1417
Wolverhampton 7	d	-	1232	-	1332	-	1432
Stafford	d	-	1247	-	1347	-	1447
Crewe 10	d	-	1309	-	1409	-	1509
Warrington Bank Quay	d	1315	1327	1415	1427	1515	1527
Wigan North Western	d	1326	1338	1426	1438	1526	1538
Preston 8	a	1339	1351	1439	1451	1539	1551
Blackpool North	a	-	1427t	-	1514	-	1626t
Lancaster 6	a	1355	1408	1455	1518t	1555	1607
Oxenholme Lake District	a	1409	1434t	-	1532t	1609	1621
Penrith North Lakes	a	-	1445	1531	1558t	-	1647
Carlisle 8	a	1448	1501	1548	1614t	1648	1703
Lockerbie	a	-	1536e	-	1634t	-	1733e
Motherwell	a	1546s	1621e	-	-	-	1821e
Glasgow Central 13	a	1603	1639e	1701	-	1800	1839e
Haymarket	a	-	1612	-	1734t	-	1814
Edinburgh 10	a	-	1618	-	1740t	-	1821

Special features

Period of operation

London Euston	d	1430	1340	1530	1440	1630	1516
Watford Junction	d	-	1331v	-	1431v	-	1438v
Milton Keynes Central	d	-	1419c	-	1519c	-	1548
Rugby	d	-	1442c	-	1542c	-	1611
Coventry	d	-	1436	-	1536	-	1627
Birmingham International	d	-	1446	-	1546	-	1638
Birmingham New Street 12	d	-	1507	-	1607	-	1707
Sandwell & Dudley	d	-	1517	-	1617	-	1717
Wolverhampton 7	d	-	1532	-	1632	-	1732
Stafford	d	-	1547	-	1647	-	1747
Crewe 10	d	-	1609	-	1709	-	1809
Warrington Bank Quay	d	1615	1627	1715	1727	1815	1827
Wigan North Western	d	1626	1638	1726	1738	1826	1838
Preston 8	a	1639	1651	1739	1751	1839	1851
Blackpool North	a	1726t	1753t	-	1826t	-	1926t
Lancaster 6	a	1656	1707	1756	1809	1855	1907
Oxenholme Lake District	a	1711	1721	1810	1823	1909	1934t
Penrith North Lakes	a	1736	1747	-	1848	1935	1943
Carlisle 8	a	1753	1803	1849	1905	1951	2000
Lockerbie	a	1813	1831e	-	1934e	-	2036e
Motherwell	a	1900s	1904s	-	2021e	-	-
Glasgow Central 13	a	1917	1924	2001	2039e	2105	2112
Haymarket	a	-	1934e	-	2017	-	2133e
Edinburgh 10	a	-	1940e	-	2024	-	2138e

London and the West Midlands - North West and Scotland

Mondays to Fridays

Notes: see page 63

Special features

Period of operation	A						
London Euston	d	1705	1730	1640	1830	1740	1716
Watford Junction	d	-	-	1631v	-	1731v	1731u
Milton Keynes Central	d	1715c	-	1719c	-	1819c	1752
Rugby	d	-	-	1742c	-	1842c	1815
Coventry	d	-	-	1736	-	1836	1827
Birmingham International	d	-	-	1746	-	1846	1838
Birmingham New Street 12	d	-	-	1807	-	1907	1855
Sandwell & Dudley	d	-	-	1817	-	1917	-
Wolverhampton 7	d	-	-	1832	-	1932	1937
Stafford	d	1811c	-	1847	-	1947	1954
Crewe 10	d	1845	-	1909	-	2009	2040a
Warrington Bank Quay	d	1905	1915	1928	2015	2027	
Wigan North Western	d	1919	1926	1939	2026	2038	
Preston 8	a	1935	1939	1952	2039	2051	
Blackpool North	a	2000	-	2027t	-	2126t	
Lancaster 6	a	-	1956	2009	2055	2108	
Oxenholme Lake District	a	-	2010	2025	2110	2122	
Penrith North Lakes	a	-	2036	-	2135	2200t	
Carlisle 8	a	-	2052	2104	2151	2201	
Lockerbie	a	-	-	-	2210	2236e	
Motherwell	a	-	2150	-	2254	2259s	
Glasgow Central 13	a	-	2208	-	2311	2317	
Haymarket	a	-	-	2215	-	2336e	
Edinburgh 10	a	-	-	2221	-	2341e	

Special features

Period of operation			C	B	E	
London Euston	d	1840	1930	2033	1940	2110
Watford Junction	d	-	-	2028c	-	2125u
Milton Keynes Central	d	-	-	2049c	-	2124g
Rugby	d	-	-	-	-	2204
Coventry	d	1936	-	-	2036	-
Birmingham International	d	1946	-	-	2046	-
Birmingham New Street 12	d	2007	-	-	2107	-
Sandwell & Dudley	d	2017	-	-	2117	-
Wolverhampton 7	d	2036	-	-	2137	-
Stafford	d	2055	-	2159	2156	2240
Crewe 10	d	2116a	-	2219	2233a	2302
Warrington Bank Quay	d	-	2115	2237	-	2320
Wigan North Western	d	-	2126	2248	-	2332
Preston 8	a	-	2139	2300	-	2346
Blackpool North	a	-	2221t	2347t	-	0020t
Lancaster 6	a	-	2157	2330t	-	
Oxenholme Lake District	a	-	2211	-	-	
Penrith North Lakes	a	-	2236	-	-	
Carlisle 8	a	-	2253	-	-	
Lockerbie	a	-	-	-	-	
Motherwell	a	-	-	-	-	
Glasgow Central 13	a	-	0008	-	-	
Haymarket	a	-	-	-	-	
Edinburgh 10	a	-	-	-	-	

London and the West Midlands - North West and Scotland

Saturdays

Notes: see page 63

Special features

Period of operation

London Euston	d		0603		0730	0616
Watford Junction	d		0618u		-	0631u
Milton Keynes Central	d		0638		-	0652
Rugby	d		0701		-	0715
Coventry	d		-	0616h	-	0727
Birmingham International	d		-	0635h	-	0738
Birmingham New Street 12	d	0605	-	0707	-	0807
Sandwell & Dudley	d	0617	-	0717	-	0817
Wolverhampton 7	d	0515	0632	-	0732	-
Stafford	d	0536	0648	0732	0747	-
Crewe 10	d	0559	0709	0754	0808	-
Warrington Bank Quay	d	0617	0727	0812	0826	0915
Wigan North Western	d	0628	0738	0823	0837	0926
Preston 8	a	0641	0751	0835	0850	0939
Blackpool North	a	0726t	0827t	0909t	0925t	-
Lancaster 6	a	0658	0808	0852	0908	0955
Oxenholme Lake District	a	0712	0822	0906	0927t	-
Penrith North Lakes	a	0738	0856t	0931	0943	1031
Carlisle 8	a	0754	0900	0948	1001	1047
Lockerbie	a	0813	0934e	-	1029e	-
Motherwell	a	-	1021e	-	1113e	-
Glasgow Central 13	a	0926	1039e	1059	1116	1201
Haymarket	a	0934e	1012		1131e	1212
Edinburgh 10	a	0940e	1018		1137e	1218

Special features

Period of operation

London Euston	d	0830	0716	0930	0840	1030	0940
Watford Junction	d	-	0731u	-	0831v	-	0931v
Milton Keynes Central	d	-	0752	-	0919c	-	1019c
Rugby	d	-	0815	-	0942c	-	1042c
Coventry	d	-	0827	-	0936	-	1036
Birmingham International	d	-	0838	-	0946	-	1046
Birmingham New Street 12	d	-	0907	-	1007	-	1107
Sandwell & Dudley	d	-	0917	-	1017	-	1117
Wolverhampton 7	d	-	0932	-	1032	-	1132
Stafford	d	-	0947	-	1047	-	1147
Crewe 10	d	-	1009	-	1109	-	1209
Warrington Bank Quay	d	1015	1027	1115	1127	1215	1227
Wigan North Western	d	1026	1038	1126	1138	1226	1238
Preston 8	a	1039	1052	1139	1151	1239	1251
Blackpool North	a	-	1114	-	1225t	-	1325t
Lancaster 6	a	1055		1155	1207	1255	1308
Oxenholme Lake District	a	1110		-	1221	-	1322
Penrith North Lakes	a	1136		1231	1258t	1331	1354t
Carlisle 8	a	1152		1247	1300	1347	1400
Lockerbie	a	1228e		-	1334e	-	1433e
Motherwell	a	1251s		-	1419e	-	1458
Glasgow Central 13	a	1308		1402	1439e	1500	1517
Haymarket	a	1327e			1412		1533e
Edinburgh 10	a	1333e			1419		1539e

London and the West Midlands - North West and Scotland

Saturdays

Notes: see page 63

Special features

Period of operation

London Euston	d	1130	1016	1230	1116	1330	1216
Watford Junction	d	-	1031u	-	1131u	-	1231u
Milton Keynes Central	d	-	1052	-	1152	-	1252
Rugby	d	-	1115	-	1215	-	1315
Coventry	d	-	1127	-	1227	-	1327
Birmingham International	d	-	1138	-	1238	-	1338
Birmingham New Street 12	d	-	1207	-	1307	-	1407
Sandwell & Dudley	d	-	1217	-	1317	-	1417
Wolverhampton 7	d	-	1232	-	1332	-	1432
Stafford	d	-	1247	-	1347	-	1447
Crewe 10	d	-	1309	-	1409	-	1509
Warrington Bank Quay	d	1315	1327	1415	1427	1515	1527
Wigan North Western	d	1326	1338	1426	1438	1526	1538
Preston 8	a	1339	1351	1439	1451	1539	1551
Blackpool North	a	-	1427t	-	1514	-	1626t
Lancaster 6	a	1355	1408	1455	1518t	1555	1607
Oxenholme Lake District	a	1409	1434t	1509	1532t	1609	1621
Penrith North Lakes	a	-	1445	-	1558t	-	1647
Carlisle 8	a	1448	1501	1548	1614t	1648	1703
Lockerbie	a	-	1536e	-	1634t	-	1733e
Motherwell	a	1546s	1621e	-	-	-	1820e
Glasgow Central 13	a	1603	1642e	1700	-	1800	1839e
Haymarket	a	-	1612	-	1732t	-	1815
Edinburgh 10	a	-	1618	-	1738t	-	1821

Special features

Period of operation

London Euston	d	1430	1316	1530	1416	1630	1516
Watford Junction	d	-	1331u	-	1431u	-	1531u
Milton Keynes Central	d	-	1352	-	1452	-	1552
Rugby	d	-	1415	-	1515	-	1615
Coventry	d	-	1427	-	1527	-	1627
Birmingham International	d	-	1438	-	1538	-	1638
Birmingham New Street 12	d	-	1507	-	1607	-	1707
Sandwell & Dudley	d	-	1517	-	1617	-	1717
Wolverhampton 7	d	-	1532	-	1632	-	1732
Stafford	d	-	1547	-	1647	-	1747
Crewe 10	d	-	1609	-	1709	-	1809
Warrington Bank Quay	d	1615	1627	1715	1727	1815	1827
Wigan North Western	d	1626	1638	1726	1738	1826	1838
Preston 8	a	1639	1651	1739	1752	1839	1851
Blackpool North	a	1726t	1753t	-	1826t	-	1926t
Lancaster 6	a	1656	1707	1756	1808	1855	1907
Oxenholme Lake District	a	1711	1721	1811	1822	1909	1921
Penrith North Lakes	a	1736	1747	-	1848	1935	1947
Carlisle 8	a	1752	1803	1850	1904	1951	2003
Lockerbie	a	-	1831e	-	1934e	-	2036e
Motherwell	a	1851s	-	-	2020e	-	2101s
Glasgow Central 13	a	1909	1917	2003	2038e	2104	2121
Haymarket	a	-	1933e	-	2016	-	2135e
Edinburgh 10	a	-	1939e	-	2022	-	2141e

**All direct train services are highlighted
by the route-coloured background**

Special features

Period of operation

London Euston	d	1730	1640	1830	1740	1928	1840
Watford Junction	d	-	1631v	-	1731v	-	-
Milton Keynes Central	d	-	1719c	-	1819c	1919c	-
Rugby	d	-	1742c	-	1842c	-	-
Coventry	d	-	1736	-	1836	-	1936
Birmingham International	d	-	1746	-	1846	-	1946
Birmingham New Street 12	d	-	1807	-	1907	-	2007
Sandwell & Dudley	d	-	1817	-	1917	-	2017
Wolverhampton 7	d	-	1832	-	1932	-	2032
Stafford	d	-	1847	-	1947	2032c	2047
Crewe 10	d	-	1909	-	2009	2104	2108a
Warrington Bank Quay	d	1915	1927	2015	2027	2126	
Wigan North Western	d	1926	1938	2026	2038	2137	
Preston 8	a	1939	1951	2039	2052	2155	
Blackpool North	a	-	2027t	-	2126t	2246t	
Lancaster 6	a	1955	2009	2055		2231t	
Oxenholme Lake District	a	2010	2023	2110			
Penrith North Lakes	a	2036	2049	2135			
Carlisle 8	a	2052	2105	2151			
Lockerbie	a	-	-	2210			
Motherwell	a	2151s	-	2254			
Glasgow Central 13	a	2208	-	2312			
Haymarket	a		2216				
Edinburgh 10	a		2222				

Special features

Period of operation

London Euston	d	1934	2031	G
Watford Junction	d	-	2046u	
Milton Keynes Central	d	-	2024c	
Rugby	d	-	2120c	
Coventry	d	2036	-	
Birmingham International	d	2046	-	
Birmingham New Street 12	d	2107	-	
Sandwell & Dudley	d	2117	-	
Wolverhampton 7	d	2132	-	
Stafford	d	2147	2152c	
Crewe 10	d	2205a	2234	
Warrington Bank Quay	d		2252	
Wigan North Western	d		2304	
Preston 8	a		2318	
Blackpool North	a		2353t	
Lancaster 6	a			
Oxenholme Lake District	a			
Penrith North Lakes	a			
Carlisle 8	a			
Lockerbie	a			
Motherwell	a			
Glasgow Central 13	a			
Haymarket	a			
Edinburgh 10	a			

London and the West Midlands - North West and Scotland

Sundays

Notes: see page 63

Special features

Period of operation

London Euston	d			0847	0748	0946	0850
Watford Junction	d			0844m	0803u	0945m	0906u
Milton Keynes Central	d			0934	0845	1035	0939
Rugby	d			1010u	0923	-	1015
Coventry	d			-	0934	-	1027
Birmingham International	d			-	0945	-	1038
Birmingham New Street	12d	0845	0907	-	1007	-	1107
Sandwell & Dudley	d	-	0917	-	1017	-	1117
Wolverhampton	7d	0904	0932	-	1032	-	1132
Stafford	d	0919	0947	1024c	1050	1124c	1150
Crewe	10d	0939	1009	1058	1110	1158	1210
Warrington Bank Quay	d	0956	1027	1116	1128	1216	1228
Wigan North Western	d	1008	1038	1127	1139	1227	1239
Preston	8a	1022	1052	1140	1153	1240	1252
Blackpool North	a	1041t	1147t	1215t	1244t	1319t	1344t
Lancaster	6a	1056t	1109	1156	1210	1256	1308
Oxenholme Lake District	a		1124	1211	1225	1310	1323
Penrith North Lakes	a		1149	1236	1300t	1336	1400t
Carlisle	8a		1206	1252	1303	1352	1401
Lockerbie	a		1233e	-	1336e	-	1436e
Motherwell	a		1305s	1350s	1423e	-	1459s
Glasgow Central	12a		1325	1410	-	1507	1518
Haymarket	a		1338e		1416		1533e
Edinburgh	10a		1343e		1422		1539e

Special features

Period of operation

London Euston	d	1046	0952	1229	1049	1329	1239
Watford Junction	d	1044m	1007u	-	1107u	-	1208v
Milton Keynes Central	d	1134	1040	-	1139	-	1319c
Rugby	d	1209	1115	-	1215	-	1342c
Coventry	d	-	1127	-	1227	-	1336
Birmingham International	d	-	1138	-	1238	-	1346
Birmingham New Street	12d	-	1207	-	1307	-	1407
Sandwell & Dudley	d	-	1217	-	1317	-	1417
Wolverhampton	7d	-	1232	-	1332	-	1432
Stafford	d	1221c	1247	-	1347	-	1447
Crewe	10d	1257	1309	-	1409	-	1509
Warrington Bank Quay	d	1315	1327	1415	1427	1516	1527
Wigan North Western	d	1326	1338	1426	1438	1527	1538
Preston	8a	1339	1351	1440	1451	1540	1551
Blackpool North	a	-	1424t	-	1525t	-	1625t
Lancaster	6a	1355	1408	1456	1508	1556	1608
Oxenholme Lake District	a	1409	1435t	1510	1523	1630t	1635t
Penrith North Lakes	a	1435	1444	-	1554t	1634	1645
Carlisle	8a	1451	1500	1549	1601	1650	1701
Lockerbie	a	-	1536t	-	1630t	-	1737t
Motherwell	a	-	1623e	1647s	1659s	1748s	1823e
Glasgow Central	12a	1606	-	1707	1717	1806	-
Haymarket	a		1614		1736e		1812
Edinburgh	10a		1620		1742e		1820

**All direct train services are highlighted
by the route-coloured background**

Special features

Period of operation

London Euston	d	1429	1315	1501	1529	1439	1629
Watford Junction	d	-	1330u	-	-	1430v	-
Milton Keynes Central	d	-	1352	-	-	1519c	-
Rugby	d	-	1415	-	-	1542c	-
Coventry	d	-	1427	-	-	1536	-
Birmingham International	d	-	1438	-	-	1546	-
Birmingham New Street 12	d	-	1507	-	-	1607	-
Sandwell & Dudley	d	-	1517	-	-	1617	-
Wolverhampton 7	d	-	1532	-	-	1632	-
Stafford	d	-	1547	1624	-	1647	-
Crewe 10	d	-	1609	1645	-	1709	-
Warrington Bank Quay	d	1615	1627	1708	1715	1727	1815
Wigan North Western	d	1626	1638	1719	1726	1738	1826
Preston 8	a	1640	1651	1737	1739	1751	1839
Blackpool North	a	-	1725t	1800	-	1825t	-
Lancaster 6	a	1656	1710	-	1756	1808	1856
Oxenholme Lake District	a	1711	1725	-	1811	1823	1910
Penrith North Lakes	a	1737	1750	-	-	1849	1936
Carlisle 8	a	1753	1807	-	1850	1905	1952
Lockerbie	a	-	1826	-	-	1937e	-
Motherwell	a	1851s	1909s	-	1948s	2022e	-
Glasgow Central 13	a	1911	1928	-	2005	-	2105
Haymarket	a	-	1933e	-	-	2018	-
Edinburgh 10	a	-	1939e	-	-	2024	-

Special features

Period of operation

London Euston	d	1539	1729	1639	1829	1739	1839
Watford Junction	d	1530v	-	1630v	-	1730v	-
Milton Keynes Central	d	1619c	-	1719c	-	1819c	-
Rugby	d	1642c	-	1742c	-	1842c	-
Coventry	d	1636	-	1736	-	1836	1936
Birmingham International	d	1646	-	1746	-	1846	1946
Birmingham New Street 12	d	1707	-	1807	-	1907	2007
Sandwell & Dudley	d	1717	-	1817	-	1917	2017
Wolverhampton 7	d	1732	-	1832	-	1932	2032
Stafford	d	1747	-	1847	-	1947	2047
Crewe 10	d	1809	-	1909	-	2009	2107a
Warrington Bank Quay	d	1827	1915	1927	2015	2027	-
Wigan North Western	d	1838	1926	1938	2026	2038	-
Preston 8	a	1851	1940	1951	2039	2052	-
Blackpool North	a	1925t	-	2025t	2109t	2143t	-
Lancaster 6	a	1908	1956	2008	2055	-	-
Oxenholme Lake District	a	1928t	2010	2023	2109	-	-
Penrith North Lakes	a	1944	2036	2049	2135	-	-
Carlisle 8	a	2000	2052	2105	2151	-	-
Lockerbie	a	2029e	-	-	2230e	-	-
Motherwell	a	2100s	-	-	2251s	-	-
Glasgow Central 13	a	2118	2205	-	2308	-	-
Haymarket	a	2133e	-	2221	2330e	-	-
Edinburgh 10	a	2139e	-	2226	2336e	-	-

London and the West Midlands - North West and Scotland

Sundays

Notes: see page 63

Special features

Period of operation

London Euston	d	1929	2028	1939	2053
Watford Junction	d	-	-	-	2054m
Milton Keynes Central	d	-	2015c	-	2139
Rugby	d	-	1942c	-	2203
Coventry	d	-	-	2036	-
Birmingham International	d	-	-	2046	-
Birmingham New Street 12	d	-	-	2107	-
Sandwell & Dudley	d	-	-	2117	-
Wolverhampton 7	d	-	-	2132	-
Stafford	d	-	2111c	2147	2211c
Crewe 10	d	-	2203	2207a	2250
Warrington Bank Quay	d	2115	2221		2308
Wigan North Western	d	2126	2232		2319
Preston 8	a	2139	2245		2335
Blackpool North	a	2225t	2329t		0008t
Lancaster 6	a	2155			
Oxenholme Lake District	a	2209			
Penrith North Lakes	a	2235			
Carlisle 8	a	2251			
Lockerbie	a	-			
Motherwell	a	-			
Glasgow Central 13	a	0005			
Haymarket	a				
Edinburgh 10	a				

Notes

- a Arrival time
- c Change at Crewe
- d Departure time
- e Change at Carlisle
- g Change at Rugby
- h Change at Birmingham New Street
- m Change at Milton Keynes Central
- r Change at Lancaster
- s Stops to set down only
- t Change at Preston
- u Stops to pick up only
- v Change at Coventry

Period of operation and notes

- A Also calls Stoke-on Trent 2014
- B Also calls Stoke-on-Trent 2213
- C Also calls Tamworth 2137 and Lichfield Trent Valley 2144
- E Also calls Nuneaton 2216
- G Also calls Tamworth 2157 and Lichfield Trent Valley 2204

MAJOR IMPROVEMENT WORKS will take place at weekends and extended bank holiday weekends throughout the validity of this timetable. The basic services for Saturdays and Sundays are shown, but these may be subject to alteration.

Customers should reconfirm their train times shortly before travelling.

Scotland and North West - the West Midlands and London

Mondays to Fridays

Notes: see page 73

Special features						
Period of operation		A				
Edinburgh 10	d					
Haymarket	d					
Glasgow Central 13	d					0428
Motherwell	d					-
Lockerbie	d					-
Carlisle 13	d					0543
Penrith North Lakes	d					0559
Oxenholme Lake District	d					0623
Lancaster 13	d	0513				0638
Blackpool North	d	0500t	0535			0622t
Preston 13	d	0533	0600			0658
Wigan North Western	d	0546	0612			0712
Warrington Bank Quay	d	0557	0624			0723
Crewe 10	a	-	0640d	0645	0704d	-
Stafford	a	-	0657	0713	-	0724d
Wolverhampton 7A	a	-	0713	-	0735	0739
Sandwell & Dudley	a	-	0724	-	-	0751
Birmingham New Street 12A	a	-	0737	-	0800	0804
Birmingham International	a	-	0756	-	-	0826
Coventry	a	-	0808	-	-	0838
Rugby	a	-	-	0826f	-	-
Milton Keynes Central	a	0724	-	0849c	-	-
Watford Junction	a	0816m	-	-	-	-
London Euston	a	0800	0906	0835		0938 0912

Special features						
Period of operation						
Edinburgh 10	d			0612e	0652	
Haymarket	d			0617e	0657	
Glasgow Central 13	d	0533	0548	0629	-	0736
Motherwell	d	0548u	0604	0645	-	0752
Lockerbie	d	0550e	-	0726	-	0812e
Carlisle 13	d	0647	0703	0746	0807	0849
Penrith North Lakes	d	0702	0719	0801	0823	0849t
Oxenholme Lake District	d	0628t	0726	0743	0825	0925
Lancaster 13	d	0700	0741	0758	0840	0859
Blackpool North	d	-	0722t	-	0823t	-
Preston 13	d	0718	0801	0817	0901	0918
Wigan North Western	d	0731	0814	0831	0914	0931
Warrington Bank Quay	d	0742	0825	0842	0925	0942
Crewe 10	a	0800	-	0900	-	1000
Stafford	a	0822	-	0922	-	1022
Wolverhampton 7A	a	0841	-	0941	-	1041
Sandwell & Dudley	a	0855	-	0955	-	1055
Birmingham New Street 12A	a	0906	-	1006	-	1107
Birmingham International	a	0931	-	1026	-	1131
Coventry	a	0944	-	1038	-	1144
Rugby	a	0955	-	1026c	-	1155
Milton Keynes Central	a	1015	-	1026c	-	1215
Watford Junction	a	1038s	-	1138v	-	1238s
London Euston	a	1054	1012	1138	1112	1254 1213

**All direct train services are highlighted
by the route-coloured background**

Special features

Period of operation

Edinburgh 10	d	0812e	0852			1011e
Haymarket	d	0816e	0858			1017e
Glasgow Central 13	d	0800	0838	-	0936	1038
Motherwell	d	-	-	-	0952u	-
Lockerbie	d	-	0910e	-	1010e	1110e
Carlisle 13	d	0910	0948	1006	1050	1148
Penrith North Lakes	d	-	1003	-	1050t	1148t
Oxenholme Lake District	d	-	1011t	1042	1126	1224
Lancaster 13	d	0958	1039	1057	1141	1149t
Blackpool North	d	-	1026t	-	1125t	1151
Preston 13	d	1018	1101	1118	1201	1218
Wigan North Western	d	1031	1114	1131	1214	1231
Warrington Bank Quay	d	1042	1125	1142	1225	1242
Crewe 10	a	1100	-	1200	-	1300
Stafford	a	1122	-	1222	-	1323
Wolverhampton 7A	a	1141	-	1241	-	1341
Sandwell & Dudley	a	1155	-	1255	-	1354
Birmingham New Street 13a	a	1206	-	1306	-	1406
Birmingham International	a	1231	-	1331	-	1431
Coventry	a	1244	-	1344	-	1443
Rugby	a	1255	-	1355	-	1454
Milton Keynes Central	a	1315	-	1415	-	1515
Watford Junction	a	1338s	-	1438s	-	1539s
London Euston	a	1354	1312	1454	1413	1554

Special features

Period of operation

Edinburgh 10	d	1052			1212e	1252
Haymarket	d	1058			1217e	1258
Glasgow Central 13	d	-	1136	1156	1240	-
Motherwell	d	-	1151u	1213u	1221e	1350u
Lockerbie	d	-	1209e	-	1310e	-
Carlisle 13	d	1206	1249	1312	1349	1407
Penrith North Lakes	d	1222	1305	-	1349t	1422
Oxenholme Lake District	d	-	1312t	1329t	1425	-
Lancaster 13	d	1257	1340	1359	1440	1458
Blackpool North	d	-	1326t	-	1423t	-
Preston 13	d	1318	1401	1418	1501	1518
Wigan North Western	d	1331	1414	1431	1514	1531
Warrington Bank Quay	d	1342	1425	1442	1525	1542
Crewe 10	a	1400	-	1500	-	1600
Stafford	a	1422	-	1522	-	1622
Wolverhampton 7A	a	1441	-	1541	-	1642
Sandwell & Dudley	a	1455	-	1555	-	1655
Birmingham New Street 13a	a	1506	-	1606	-	1706
Birmingham International	a	1526	-	1626	-	1731
Coventry	a	1538	-	1638	-	1744
Rugby	a	1526c	-	1626c	-	1755
Milton Keynes Central	a	1548c	-	1626c	-	1815
Watford Junction	a	1638v	-	1738v	-	1838s
London Euston	a	1640	1613	1738	1712	1854

Scotland and North West - the West Midlands and London

Mondays to Fridays

Notes: see page 73

Special features

Period of operation

Edinburgh 10	d	1412e	1452			1611e
Haymarket	d	1417e	1457			1617e
Glasgow Central 11a	d	1434	-	1538	1557	1640
Motherwell	d	1450u	-	1524e	1614u	1655
Lockerbie	d	1511e	-	1609e	-	1717e
Carlisle 11b	d	1547	1607	1648	1711	1752
Penrith North Lakes	d	1549t	1623	1703	-	1808
Oxenholme Lake District	d	1624	1627t	1712t	1747	1832
Lancaster 11c	d	1547t	1639	1659	1739	1750t
Blackpool North	d	1551	1622t	-	1722t	-
Preston 11d	d	1618	1701	1718	1801	1818
Wigan North Western	d	1631	1714	1731	1814	1831
Warrington Bank Quay	d	1642	1725	1742	1825	1842
Crewe 10	a	1700	-	1800	-	1900
Stafford	a	1722	-	1823	-	1922
Wolverhampton 11e	a	1741	-	1841	-	1941
Sandwell & Dudley	a	1755	-	1855	-	1955
Birmingham New Street 11fa	a	1806	-	1907	-	2006
Birmingham International	a	1826	-	1931	-	2030
Coventry	a	1838	-	1944	-	2043
Rugby	a	1826c	-	1955	-	2055
Milton Keynes Central	a	1826c	-	2015	-	2115
Watford Junction	a	1938v	-	2038s	-	2137s
London Euston	a	1938	1912	2055	2013	2154

Special features

Period of operation

Edinburgh 10	d	1652		1812e		1852
Haymarket	d	1657		1817e		1857
Glasgow Central 11a	d	-	1730	1840		-
Motherwell	d	-	1725e	-		-
Lockerbie	d	-	1825	1911e		-
Carlisle 11b	d	1808	1847	1949		2007
Penrith North Lakes	d	-	1902	1949t		-
Oxenholme Lake District	d	1844	1926	2025		2043
Lancaster 11c	d	1859	1941	2040		2058
Blackpool North	d	-	1922t	2022t		2022t
Preston 11d	d	1918	2001	2059		2118
Wigan North Western	d	1931	2014	2112		2131
Warrington Bank Quay	d	1942	2025	2123		2142
Crewe 10	a	2000	2044	-	2104d	2200
Stafford	a	2022	-	-	2123	2223
Wolverhampton 11e	a	2038	-	-	2141	2241
Sandwell & Dudley	a	2055	-	-	2154	2255
Birmingham New Street 11fa	a	2106	-	-	2205	2307
Birmingham International	a	2120	-	-	2226	2320
Coventry	a	2132	-	-	2238	2332
Rugby	a	-	2131	2223	2249	2343
Milton Keynes Central	a	2201	2152	2246s	2323	0026
Watford Junction	a	2227s	2227m	2318s	2355s	0056s
London Euston	a	2246	2227	2340	0019	0117

Scotland and North West - the West Midlands and London

Saturdays

Notes: see page 73

Special features

Period of operation	C					
Edinburgh 10	d					
Haymarket	d					
Glasgow Central 13	d		0426			0533
Motherwell	d		-			0548u
Lockerbie	d		-			0554e
Carlisle 13	d		0545			0647
Penrith North Lakes	d		0600			0702
Oxenholme Lake District	d		0624	0629t		0726
Lancaster 13	d	0513	0550t	0640	0658	0741
Blackpool North	d	0500t	0522t	0622t	-	0722t
Preston 13	d	0532	0618	0700	0718	0801
Wigan North Western	d	0546	0631	0713	0731	0814
Warrington Bank Quay	d	0557	0642	0724	0742	0825
Crewe 10	a	-	0640d	0700	-	0800
Stafford	a	-	0658	0722	-	0822
Wolverhampton 7A	a	-	0713	0738	-	0838
Sandwell & Dudley	a	-	0724	0750	-	0855
Birmingham New Street 12A	a	-	0735	0804	-	0906
Birmingham International	a	-	0756	0826	-	0926
Coventry	a	-	0808	0838	-	0938
Rugby	a	-	-	0826c	-	0926c
Milton Keynes Central	a	0725	-	0826c	-	0926c
Watford Junction	a	0816m	-	0938v	-	1038v
London Euston	a	0800	0906	0938	0914	1038
						1012

Special features

Period of operation						
Edinburgh 10	d	0613e	0652			0810e
Haymarket	d	0618e	0657			0816e
Glasgow Central 13	d	0548	0629	-	0735	0800
Motherwell	d	0604	0645	-	0752	-
Lockerbie	d	-	0726	-	0810e	-
Carlisle 13	d	0703	0746	0804	0849	0910
Penrith North Lakes	d	0719	0801	0819	0852t	-
Oxenholme Lake District	d	0743	0825	0843	0926	-
Lancaster 13	d	0758	0840	0858	0941	0958
Blackpool North	d	-	0823t	-	0926t	-
Preston 13	d	0817	0901	0918	1001	1018
Wigan North Western	d	0831	0914	0931	1014	1031
Warrington Bank Quay	d	0842	0925	0942	1025	1042
Crewe 10	a	0900	-	1000	-	1100
Stafford	a	0922	-	1022	-	1122
Wolverhampton 7A	a	0941	-	1041	-	1141
Sandwell & Dudley	a	0955	-	1055	-	1155
Birmingham New Street 12A	a	1006	-	1106	-	1206
Birmingham International	a	1026	-	1126	-	1231
Coventry	a	1038	-	1138	-	1244
Rugby	a	1026c	-	1126c	-	1255
Milton Keynes Central	a	1026c	-	1126c	-	1315
Watford Junction	a	1138v	-	1238v	-	1338s
London Euston	a	1138	1112	1238	1212	1354
						1312

Scotland and North West - the West Midlands and London

Saturdays

Notes: see page 73

Special features

Period of operation

Edinburgh 10	d	0852			1011e	1052	
Haymarket	d	0858			1017e	1058	
Glasgow Central 13	d	-	0937		1040	-	1136
Motherwell	d	-	0952u		-	-	1151u
Lockerbie	d	-	1010e		1110e	-	1210e
Carlisle 13	d	1006	1050		1149	1205	1249
Penrith North Lakes	d	-	1048t		1148t	1221	1305
Oxenholme Lake District	d	1042	1126		1225	-	-
Lancaster 13	d	1057	1141	1149t	1240	1256	1340
Blackpool North	d	-	1125t	1151	1226t	-	1326t
Preston 13	d	1118	1201	1218	1301	1318	1401
Wigan North Western	d	1131	1214	1231	1314	1331	1414
Warrington Bank Quay	d	1142	1225	1242	1325	1342	1425
Crewe 10	a	1200	-	1300	-	1400	-
Stafford	a	1222	-	1323	-	1422	-
Wolverhampton 17	a	1241	-	1341	-	1441	-
Sandwell & Dudley	a	1255	-	1355	-	1455	-
Birmingham New Street 12a	a	1306	-	1406	-	1506	-
Birmingham International	a	1331	-	1431	-	1531	-
Coventry	a	1344	-	1443	-	1544	-
Rugby	a	1355	-	1454	-	1555	-
Milton Keynes Central	a	1415	-	1515	-	1615	-
Watford Junction	a	1438s	-	1539s	-	1638s	-
London Euston	a	1454	1412	1554	1512	1654	1612

Special features

Period of operation

Edinburgh 10	d		1211e	1252			1408e
Haymarket	d		1216e	1257			1413e
Glasgow Central 13	d	1156	1240	-	1335		1434
Motherwell	d	1213u	-	-	1352u		1450u
Lockerbie	d	-	1311e	-	1409e		1509e
Carlisle 13	d	1312	1349	1406	1449		1547
Penrith North Lakes	d	-	1349t	1422	1448t		1549t
Oxenholme Lake District	d	1312t	1425	-	1525		1624
Lancaster 13	d	1359	1440	1457	1540	1550t	1639
Blackpool North	d	-	1423t	-	1523t	1551	1622t
Preston 13	d	1418	1501	1518	1601	1618	1701
Wigan North Western	d	1431	1514	1531	1614	1631	1714
Warrington Bank Quay	d	1442	1525	1542	1625	1642	1725
Crewe 10	a	1500	-	1600	-	1700	-
Stafford	a	1522	-	1622	-	1722	-
Wolverhampton 17	a	1541	-	1641	-	1741	-
Sandwell & Dudley	a	1555	-	1655	-	1755	-
Birmingham New Street 12a	a	1606	-	1706	-	1806	-
Birmingham International	a	1631	-	1731	-	1826	-
Coventry	a	1644	-	1744	-	1838	-
Rugby	a	1655	-	1755	-	1826c	-
Milton Keynes Central	a	1715	-	1815	-	1826c	-
Watford Junction	a	1738s	-	1838s	-	1938v	-
London Euston	a	1754	1712	1854	1812	1936	1912

All direct train services are highlighted
by the route-coloured background

Special features

Period of operation

Edinburgh 10	d	1452			1611e	1652	
Haymarket	d	1457			1615e	1657	
Glasgow Central 13	d	-	1538	1557	1640	-	1730
Motherwell	d	-	1524e	1613u	1655	-	1725e
Lockerbie	d	-	1610e	-	1716e	-	1825
Carlisle 13	d	1604	1648	1710	1752	1807	1846
Penrith North Lakes	d	1620	1703	-	1808	-	1901
Oxenholme Lake District	d	1644	1712t	1746	1832	1843	1925
Lancaster 13	d	1659	1739	1750t	1847	1858	1940
Blackpool North	d	-	1722t	-	1822t	-	1922t
Preston 13	d	1718	1801	1818	1907	1918	2000
Wigan North Western	d	1731	1814	1831	1920	1931	2013
Warrington Bank Quay	d	1742	1825	1842	1931	1942	2024
Crewe 10	a	1800	-	1900	-	2000	2042
Stafford	a	1822	-	1922	-	2022	2101
Wolverhampton 7A	a	1842	-	1941	-	2041	-
Sandwell & Dudley	a	1855	-	1955	-	2055	-
Birmingham New Street 13a	a	1906	-	2006	-	2106	-
Birmingham International	a	1930	-	2030	-	2130	-
Coventry	a	1943	-	2043	-	2143	-
Rugby	a	1954	-	2054	-	2154	2133
Milton Keynes Central	a	2017	1942	2117	2051	2218	2156
Watford Junction	a	2046s	2035m	2150s	2119s	2248s	2231s
London Euston	a	2108	2029	2214	2140	2310	2255

Special features

Period of operation

Edinburgh 10	d	1811e	1852	
Haymarket	d	1816e	1857	
Glasgow Central 13	d	1840	-	
Motherwell	d	-	-	
Lockerbie	d	1911e	-	
Carlisle 13	d	1949	2004	
Penrith North Lakes	d	2004	2020	
Oxenholme Lake District	d	2028	2044	
Lancaster 13	d	2043	2059	
Blackpool North	d	2022t	-	
Preston 13	d	2105	2118	
Wigan North Western	d	2118	2131	
Warrington Bank Quay	d	2129	2142	
Crewe 10	a	2148	2200	
Stafford	a	2208	2222	
Wolverhampton 7A	a	2223	2240	
Sandwell & Dudley	a	2237	2255	
Birmingham New Street 13a	a	2248	2305	
Birmingham International	a	2325h	2340h	
Coventry	a	2344h	2350h	
Rugby	a			
Milton Keynes Central	a			
Watford Junction	a			
London Euston	a			

Scotland and North West - the West Midlands and London

Sundays

Notes: see page 73

Special features

Period of operation

Edinburgh 10	d						
Haymarket	d						
Glasgow Central 13	d						0934
Motherwell	d						0952u
Lockerbie	d						1022t
Carlisle 13	d						1050
Penrith North Lakes	d						1105
Oxenholme Lake District	d						1129
Lancaster 13	d			0945t		1047t	1144
Blackpool North	d	0755t	0918t	0937t	1022t	1037t	1117t
Preston 13	d	0859	1001	1017	1057	1118	1203
Wigan North Western	d	0912	1014	1030	1110	1131	1216
Warrington Bank Quay	d	0923	1025	1042	1121	1142	1227
Crewe 10	a	0941	1043	1100	1140	1200	-
Stafford	a	1010c	-	1131c	1209c	1223	-
Wolverhampton 17	a	-	-	1134	-	1241	-
Sandwell & Dudley	a	-	-	1155w	-	1254	-
Birmingham New Street 12a	a	-	-	1203	-	1306	-
Birmingham International	a	-	-	1226h	-	1331	-
Coventry	a	-	-	1238h	-	1344	-
Rugby	a	1030	1134	1226c	1326c	1355	-
Milton Keynes Central	a	1105	1209	1228c	-	1416	-
Watford Junction	a	1143s	1306m			1440s	-
London Euston	a	1209	1246		1318	1455	1418

Special features

Period of operation

Edinburgh 10	d		1013e	1051			1212e
Haymarket	d		1018e	1056			1217e
Glasgow Central 13	d	0946	1034	-	1135	1155	1235
Motherwell	d	1003u	1050u	-	1152u	-	1252u
Lockerbie	d	-	1111e	1117e	1210e	-	1310e
Carlisle 13	d	1102	1147	1207	1250	1306	1350
Penrith North Lakes	d	1118	1203	-	1305	-	1348t
Oxenholme Lake District	d	1142	1227	1243	1312t	1342	1426
Lancaster 13	d	1157	1242	1258	1341	1358	1441
Blackpool North	d	1137t	1217t	1237t	1318t	1337t	1418t
Preston 13	d	1218	1301	1318	1401	1418	1501
Wigan North Western	d	1231	1314	1331	1414	1431	1514
Warrington Bank Quay	d	1242	1325	1342	1425	1442	1525
Crewe 10	a	1300	-	1400	-	1500	-
Stafford	a	1322	-	1422	-	1522	-
Wolverhampton 17	a	1338	-	1438	-	1538	-
Sandwell & Dudley	a	1355	-	1455	-	1555	-
Birmingham New Street 12a	a	1406	-	1506	-	1606	-
Birmingham International	a	1431	-	1531	-	1626	-
Coventry	a	1444	-	1544	-	1638	-
Rugby	a	1455	-	1555	-	1626c	-
Milton Keynes Central	a	1515	-	1615	-	1626c	-
Watford Junction	a	1539s	-	1639s	-	1739v	-
London Euston	a	1556	1518	1655	1618	1739	1718

**All direct train services are highlighted
by the route-coloured background**

Special features

Period of operation

Edinburgh ¹⁰	d	1251			1412e	1451	
Haymarket	d	1256			1417e	1456	
Glasgow Central ¹³	d	-	1335	1355	1434	-	1535
Motherwell	d	-	1352u	-	1451u	-	1551u
Lockerbie	d	-	1414e	-	1510e	-	1609e
Carlisle ⁶	d	1406	1449	1507	1548	1603	1648
Penrith North Lakes	d	1421	1451t	1523	1603	1619	1650t
Oxenholme Lake District	d	-	1525	-	1627	1643	1724
Lancaster ⁶	d	1458	1540	1558	1642	1658	1739
Blackpool North	d	1437t	1518t	1537t	1616t	1637t	1718t
Preston ⁸	d	1518	1601	1618	1701	1718	1801
Wigan North Western	d	1531	1614	1631	1714	1731	1814
Warrington Bank Quay	d	1542	1625	1642	1725	1742	1825
Crewe ¹⁰	a	1600	-	1700	-	1800	-
Stafford	a	1622	-	1722	-	1823	-
Wolverhampton ⁷	a	1638	-	1738	-	1838	-
Sandwell & Dudley	a	1655	-	1755	-	1855	-
Birmingham New Street ^{12a}	a	1706	-	1806	-	1906	-
Birmingham International	a	1726	-	1831	-	1931	-
Coventry	a	1738	-	1844	-	1944	-
Rugby	a	1726c	-	1855	-	1955	-
Milton Keynes Central	a	1726c	-	1916	1842	2015	-
Watford Junction	a	1839v	-	1939s	1934m	2039s	-
London Euston	a	1839	1818	1955	1918	2054	2018

Special features

Period of operation

			G			E	
Edinburgh ¹⁰	d			1614e	1651		1813e
Haymarket	d			1618e	1656		1819e
Glasgow Central ¹³	d	1555		1638	-	1734	1834
Motherwell	d	1612u		1654u	-	1750u	1850u
Lockerbie	d	-		1712e	-	1831	1912e
Carlisle ⁶	d	1710		1751	1807	1851	1948
Penrith North Lakes	d	1726		1806	-	1906	1950t
Oxenholme Lake District	d	-		1830	1843	1930	2024
Lancaster ⁶	d	1748t		1845	1858	1945	2039
Blackpool North	d	1737t	1822	-	1837t	1918t	2018t
Preston ⁸	d	1817	1849a	1904	1918	2004	2059
Wigan North Western	d	1831		1917	1931	2017	2113
Warrington Bank Quay	d	1842		1928	1942	2028	2124
Crewe ¹⁰	a	1900		-	2000	2047	2147
Stafford	a	1922		-	2022	2139c	2212
Wolverhampton ⁷	a	1938		-	2038	-	2229
Sandwell & Dudley	a	1955		-	2055	-	2242
Birmingham New Street ^{12a}	a	2006		-	2105	-	2252
Birmingham International	a	2030		-	2130	-	2311
Coventry	a	2043		-	2143	-	2322
Rugby	a	2054		-	2154	2225c	2334
Milton Keynes Central	a	2119		2043	2229	2152	0015s
Watford Junction	a	2149s		2149m	2302s	2229s	0045s
London Euston	a	2207		2131	2322	2252	0104

Scotland and North West - the West Midlands and London

Sundays

Notes: see page 73

Special features

Period of operation

Edinburgh ¹⁰	d	1851	
Haymarket	d	1857	
Glasgow Central ¹⁵	d	-	2008
Motherwell	d	-	2023u
Lockerbie	d	-	2104
Carlisle ⁸	d	2007	2125
Penrith North Lakes	d	2022	2141
Oxenholme Lake District	d	-	2205
Lancaster ⁶	d	2058	2220
Blackpool North	d	2037t	2203t
Preston ⁸	d	2118	2241
Wigan North Western	d	2131	2254
Warrington Bank Quay	d	2142	2305
Crewe ¹⁰	a	2200	2325
Stafford	a	2238c	
Wolverhampton ⁷	a	2236	
Sandwell & Dudley	a	2254w	
Birmingham New Street ^{12a}	a	2257	
Birmingham International	a	2333h	
Coventry	a	2353h	
Rugby	a		
Milton Keynes Central	a		
Watford Junction	a		
London Euston	a		

Notes

- a Arrival time
- c Change at Crewe
- d Departure time
- e Change at Carlisle
- f Change at Stafford
- h Change at Birmingham New Street
- m Change at Milton Keynes Central
- s Stops to set down only
- t Change at Preston
- u Stops to pick up only
- v Change at Coventry
- w Change at Wolverhampton

Period of operation and notes

- A Also calls Lichfield Trent Valley 0639 and Tamworth 0646
- B Also calls Northampton 0007s
- C Also calls Lichfield Trent Valley 0640 and Tamworth 0647
- E Also calls Northampton 2356s
- G Also calls Poulton-le-Fylde 1828 and Kirkham & Wesham 1838


MAJOR IMPROVEMENT WORKS will take place at weekends and extended bank holiday weekends throughout the validity of this timetable. The basic services for Saturdays and Sundays are shown, but these may be subject to alteration.

Customers should reconfirm their train times shortly before travelling.

Summary of services



London Euston - Crewe (Includes London NorthWestern services)



Summary of train services London - Crewe

(also showing London NorthWestern Trent Valley line services)

Mondays to Fridays

Notes: see page 90

Special features	Period of operation		LNW			
	MO	MX				
London Euston	d					
Watford Junction	d					
Milton Keynes Central	d	0014 0029				
Northampton	d	-	0520			
Rugby	d	0049a 0058a	0543			
Nuneaton	d		0555			
Tamworth	d		0610			
Lichfield Trent Valley	d		0616			
Stafford	d		0531	0604	0633	0648
Crewe	a		0554	0623	0654	0707

Special features	Period of operation		LNW			
London Euston	d		0531	0610	0616	0629
Watford Junction	d		0548u	-	0631u	-
Milton Keynes Central	d		0615	0642	0652	0700
Northampton	d	0601	-	-	-	-
Rugby	d	0624	0639	-	0715	-
Nuneaton	d	0637	-	0710a	-	-
Tamworth	d	0653	-	-	-	-
Lichfield Trent Valley	d	0659	-	-	-	-
Stafford	d	0717	-	0747	0847	0750
Crewe	a	0740	0723	0805	0907	0808

Special features	Period of operation		LNW				
London Euston	d	0636	0643	0646	0713	0716	0733
Watford Junction	d	0651u	-	0701u	-	0731u	-
Milton Keynes Central	d	0712	0716	0720a	-	0752	-
Northampton	d	-	-	-	-	-	-
Rugby	d	-	0739	-	-	0815	-
Nuneaton	d	-	0754	0808a	-	-	-
Tamworth	d	-	0808	-	-	-	-
Lichfield Trent Valley	d	-	0814	-	-	-	-
Stafford	d	0805	0832	-	-	0947	0850
Crewe	a	0823	0851	-	-	1006	0908

Special features	Period of operation		LNW				
London Euston	d	0743	0746	0753	0813	0816	0833
Watford Junction	d	-	-	-	-	0831u	-
Milton Keynes Central	d	0815	0819	0823a	-	0852	-
Northampton	d	-	-	-	-	-	-
Rugby	d	-	0842	-	-	0914a	-
Nuneaton	d	-	0857	0909a	-	-	-
Tamworth	d	-	0911	-	-	-	-
Lichfield Trent Valley	d	-	0918	-	-	-	-
Stafford	d	-	0935	-	-	-	0950
Crewe	a	0923	0954	-	-	-	1009

Summary of train services London - Crewe

(also showing London NorthWestern Trent Valley line services)

Mondays to Fridays

Notes: see page 90

Special features

Period of operation	LNW						
London Euston	d	0840	0843	0846	0853	0902	0913
Watford Junction	d	-	-	-	-	-	-
Milton Keynes Central	d	-	0915	0919	0924	-	-
Northampton	d	-	-	-	-	-	-
Rugby	d	-	-	0942	0945a	-	-
Nuneaton	d	-	-	0957	-	-	1009a
Tamworth	d	-	-	1011	-	-	-
Lichfield Trent Valley	d	-	-	1018	-	-	-
Stafford	d	1047	-	1035	-	1024	-
Crewe	a	1107	1024	1054	-	1042	-

Special features

Period of operation	LNW						
London Euston	d	0916	0933	0943	0946	0953	1002
Watford Junction	d	0931u	-	-	-	-	-
Milton Keynes Central	d	0952	-	1015	1019	1024	-
Northampton	d	-	-	-	-	-	-
Rugby	d	1015	-	-	1042	1045a	-
Nuneaton	d	-	-	-	1057	-	-
Tamworth	d	-	-	-	1111	-	-
Lichfield Trent Valley	d	-	-	-	1118	-	-
Stafford	d	1147	1050	-	1135	-	1124
Crewe	a	1207	1108	1124	1154	-	1142

Special features

Period of operation	LNW						
London Euston	d	1013	1016	1033	1043	1046	1053
Watford Junction	d	-	1031u	-	-	-	-
Milton Keynes Central	d	-	1052	-	1115	1119	1124
Northampton	d	-	-	-	-	-	-
Rugby	d	-	1115	-	-	1142	1145a
Nuneaton	d	1109a	-	-	-	1157	-
Tamworth	d	-	-	-	-	1211	-
Lichfield Trent Valley	d	-	-	-	-	1218	-
Stafford	d	-	1247	1150	-	1235	-
Crewe	a	-	1307	1208	1224	1254	-

Special features

Period of operation	LNW						
London Euston	d	1113	1116	1133	1143	1146	1153
Watford Junction	d	-	1131u	-	-	-	-
Milton Keynes Central	d	-	1152	-	1215	1219	1224
Northampton	d	-	-	-	-	-	-
Rugby	d	-	1215	-	-	1242	1245a
Nuneaton	d	1209a	-	-	-	1257	-
Tamworth	d	-	-	-	-	1311	-
Lichfield Trent Valley	d	-	-	-	-	1318	-
Stafford	d	-	1347	1250	-	1335	-
Crewe	a	-	1407	1308	1324	1354	-

**All direct train services are highlighted
by the route-coloured background**

Special features	LNW						
Period of operation							
London Euston	d	1202	1213	1216	1233	1243	1246
Watford Junction	d	-	-	1231u	-	-	-
Milton Keynes Central	d	-	-	1252	-	1315	1319
Northampton	d	-	-	-	-	-	-
Rugby	d	-	-	1315	-	-	1342
Nuneaton	d	-	1309a	-	-	-	1357
Tamworth	d	-	-	-	-	-	1411
Lichfield Trent Valley	d	-	-	-	-	-	1418
Stafford	d	1324	-	1447	1350	-	1435
Crewe	a	1342	-	1507	1408	1423	1454

Special features	LNW						
Period of operation							
London Euston	d	1253	1302	1313	1316	1333	1340
Watford Junction	d	-	-	-	1331u	-	-
Milton Keynes Central	d	1324	-	-	1352	-	-
Northampton	d	-	-	-	-	-	-
Rugby	d	1345a	-	-	1414a	-	-
Nuneaton	d	-	-	1409a	-	-	-
Tamworth	d	-	-	-	-	-	-
Lichfield Trent Valley	d	-	-	-	-	-	-
Stafford	d	-	1424	-	-	1450	1547
Crewe	a	-	1442	-	-	1508	1607

Special features	LNW						
Period of operation							
London Euston	d	1343	1346	1353	1413	1416	1433
Watford Junction	d	-	-	-	-	1431u	-
Milton Keynes Central	d	1415	1419	1424	-	1452	-
Northampton	d	-	-	-	-	-	-
Rugby	d	-	1442	1445a	-	1514a	-
Nuneaton	d	-	1457	-	1509a	-	-
Tamworth	d	-	1511	-	-	-	-
Lichfield Trent Valley	d	-	1518	-	-	-	-
Stafford	d	-	1535	-	-	-	1550
Crewe	a	1523	1554	-	-	-	1608

Special features	LNW						
Period of operation							
London Euston	d	1440	1443	1446	1453	1502	1513
Watford Junction	d	-	-	-	-	-	-
Milton Keynes Central	d	-	1515	1519	1524	-	-
Northampton	d	-	-	-	-	-	-
Rugby	d	-	-	1542	1545a	-	-
Nuneaton	d	-	-	1557	-	-	1609a
Tamworth	d	-	-	1611	-	-	-
Lichfield Trent Valley	d	-	-	1618	-	-	-
Stafford	d	1647	-	1635	-	1624	-
Crewe	a	1707	1623	1654	-	1642	-

Summary of train services London - Crewe

(also showing London NorthWestern Trent Valley line services)

Mondays to Fridays

Notes: see page 90

Special features

Period of operation	LNW						
London Euston	d	1516	1533	1543	1546	1553	1613
Watford Junction	d	-	-	-	-	-	-
Milton Keynes Central	d	1548	-	1615	1619	1624	-
Northampton	d	-	-	-	-	-	-
Rugby	d	1611	-	-	1642	1645a	-
Nuneaton	d	-	-	-	1657	-	1709a
Tamworth	d	-	-	-	1713	-	-
Lichfield Trent Valley	d	-	-	-	1720	-	-
Stafford	d	1747	1650	-	1737	-	-
Crewe	a	1807	1708	1724	1757	-	-

Special features

Period of operation		FX	FO	LNW			
London Euston	d	1616	1633	1633	1640	1643	1646
Watford Junction	d	1631u	-	-	-	-	-
Milton Keynes Central	d	1652	-	-	-	1715	1719
Northampton	d	-	-	-	-	-	-
Rugby	d	1714a	-	-	-	-	1742
Nuneaton	d	-	-	-	-	-	1757
Tamworth	d	-	-	-	-	-	1813
Lichfield Trent Valley	d	-	-	-	-	-	1820
Stafford	d	-	1749s	1750	1847	-	1837
Crewe	a	-	1808	1808	1908	1823	1858

Special features

Period of operation		FX					
London Euston	d	1653	1702	1705	1713	1716	1733
Watford Junction	d	-	-	-	-	1731u	-
Milton Keynes Central	d	1724u	-	-	-	1752	-
Northampton	d	-	-	-	-	-	-
Rugby	d	1745a	-	-	-	1815	-
Nuneaton	d	-	-	-	1809a	-	-
Tamworth	d	-	1809	-	-	-	-
Lichfield Trent Valley	d	-	1816	-	-	-	-
Stafford	d	-	1832	-	-	1954	1849s
Crewe	a	-	1850	1844	-	2040	1908

Special features

Period of operation		FO	LNW				
London Euston	d	1733	1740	1743	1746	1753	1802
Watford Junction	d	-	-	-	-	-	-
Milton Keynes Central	d	-	-	1815u	1819	1824u	-
Northampton	d	-	-	-	-	-	-
Rugby	d	-	-	-	1842	1845a	-
Nuneaton	d	-	-	-	1857	-	-
Tamworth	d	-	-	-	1913	-	1909
Lichfield Trent Valley	d	-	-	-	1920	-	1916
Stafford	d	1850	1947	-	1937	-	1932
Crewe	a	1908	2006	1923	1957	-	1950

**All direct train services are highlighted
by the route-coloured background**

Special features	LNW						
Period of operation							
London Euston	d	1813	1816	1833	1840	1843	1846
Watford Junction	d	-	1831u	-	-	-	-
Milton Keynes Central	d	-	1852	-	-	1915u	1919
Northampton	d	-	-	-	-	-	-
Rugby	d	-	1914a	-	-	-	1942
Nuneaton	d	1909a	-	-	-	-	1957
Tamworth	d	-	-	-	-	-	2013
Lichfield Trent Valley	d	-	-	-	-	-	2020
Stafford	d	-	-	1950	2055	-	2037
Crewe	a	-	-	2009	2116	2023	2057

Special features	LNW						
Period of operation							
London Euston	d	1853	1902	1907	1913	1916	1933
Watford Junction	d	-	-	-	-	1931u	-
Milton Keynes Central	d	1924u	-	-	-	1952	-
Northampton	d	-	-	-	-	-	-
Rugby	d	1945a	-	-	-	2014a	-
Nuneaton	d	-	-	-	2009a	-	-
Tamworth	d	-	2009	-	-	-	-
Lichfield Trent Valley	d	-	2016	-	-	-	-
Stafford	d	-	2032	-	-	-	2050
Crewe	a	-	2050	2043	-	-	2109

Special features	LNW						
Period of operation							
London Euston	d	1940	1943	1946	1953	2002	2006
Watford Junction	d	-	-	-	-	-	-
Milton Keynes Central	d	-	2015	2019	2024	-	2036a
Northampton	d	-	-	-	-	-	-
Rugby	d	-	-	2042	2045a	-	-
Nuneaton	d	-	-	2057	-	-	-
Tamworth	d	-	-	2111	-	-	-
Lichfield Trent Valley	d	-	-	2118	-	-	-
Stafford	d	2156	-	2135	-	2124	-
Crewe	a	2233	2124	2154	-	2142	-

Special features	LNW						
Period of operation							
London Euston	d	2013	2033	2043	2046	2053	2106
Watford Junction	d	2028u	-	-	-	-	-
Milton Keynes Central	d	2049	-	2115	2119	2124	2136a
Northampton	d	-	-	-	-	-	-
Rugby	d	2111	-	-	2142	2145a	-
Nuneaton	d	2123	-	-	2157	-	-
Tamworth	d	-	2137	-	2211	-	-
Lichfield Trent Valley	d	-	2144	-	2218	-	-
Stafford	d	2148	2159	-	2235	-	-
Crewe	a	2206	2217	2223	2259	-	-

Summary of train services London - Crewe

(also showing London NorthWestern Trent Valley line services)

Mondays to Fridays

Notes: see page 90

Special features

Period of operation

LNW

London Euston	d	2110	2130	2139	2146	2200	2203
Watford Junction	d	2125u	2145u	-	-	-	-
Milton Keynes Central	d	-	2205	2209a	2219	2241	2245u
Northampton	d	-	-	-	-	-	-
Rugby	d	2204	2226a	-	2242	-	2311
Nuneaton	d	2216	-	-	2257	-	2322a
Tamworth	d	-	-	-	2311	2320s	-
Lichfield Trent Valley	d	-	-	-	2318	2327s	-
Stafford	d	2240	-	-	2338	2341s	-
Crewe	a	2259	-	-	0002	0009	-

Special features

Period of operation

			FX	FO	FX	FO
London Euston	d	2230	2300	2300	2330	2330
Watford Junction	d	2246u	2317u	2317u	-	-
Milton Keynes Central	d	2329	2359	2359	0029	0029
Northampton	d	-	-	-	-	-
Rugby	d	2358a	0031a	0051a	0058a	0107a
Nuneaton	d	-	-	-	-	-
Tamworth	d	-	-	-	-	-
Lichfield Trent Valley	d	-	-	-	-	-
Stafford	d	-	-	-	-	-
Crewe	a	-	-	-	-	-

Summary of train services London - Crewe

(also showing London NorthWestern Trent Valley line services)

Saturdays

Notes: see page 90

Special features	Period of operation		LNW	LNW		
London Euston	d					
Watford Junction	d					
Milton Keynes Central	d	0029				
Northampton	d	-	0514	0602		
Rugby	d	0107a	0543	0625		
Nuneaton	d		0555	0637		
Tamworth	d		0610	0653		
Lichfield Trent Valley	d		0616	0659		
Stafford	d	0536	0604	0633	0648	0720
Crewe	a	0554	0623	0654	0706	0739

Special features	Period of operation					LNW	
London Euston	d	0603	0616	0629	0633	0643	
Watford Junction	d	0618u	0631u	-	-	-	
Milton Keynes Central	d	0638	0652	0700	0705	0716	
Northampton	d	-	-	-	-	-	
Rugby	d	0701	0715	-	-	0739	
Nuneaton	d	-	-	-	-	0754	
Tamworth	d	-	-	-	0744	0808	
Lichfield Trent Valley	d	-	-	-	0750	0814	
Stafford	d	0732	0747	0847	0750	0806	0835
Crewe	a	0751	0805	0907	0808	0824	0854

Special features	Period of operation					LNW	
London Euston	d	0646	0713	0716	0733	0743	0746
Watford Junction	d	0701u	-	0731u	-	-	-
Milton Keynes Central	d	0721	-	0752	-	0815	0819
Northampton	d	-	-	-	-	-	-
Rugby	d	0743a	-	0815	-	-	0842
Nuneaton	d		0808a	-	-	-	0857
Tamworth	d			-	-	-	0911
Lichfield Trent Valley	d			-	-	-	0918
Stafford	d			0947	0850	-	0935
Crewe	a			1007	0908	0923	0954

Special features	Period of operation						
London Euston	d	0753	0813	0816	0833	0840	0843
Watford Junction	d	-	-	0831u	-	-	-
Milton Keynes Central	d	0824	-	0852	-	-	0915
Northampton	d	-	-	-	-	-	-
Rugby	d	0845a	-	0914a	-	-	-
Nuneaton	d		0909a		-	-	-
Tamworth	d				-	-	-
Lichfield Trent Valley	d				-	-	-
Stafford	d				0950	1047	-
Crewe	a				1008	1107	1023

Summary of train services London - Crewe

(also showing London NorthWestern Trent Valley line services)

Saturdays

Notes: see page 90

Special features

Period of operation	LNW					
London Euston	d 0846	0853	0902	0913	0916	0933
Watford Junction	d -	-	-	-	0931u	-
Milton Keynes Central	d 0919	0924	-	-	0952	-
Northampton	d -	-	-	-	-	-
Rugby	d 0942	0945a	-	-	1014a	-
Nuneaton	d 0957	-	-	1009a	-	-
Tamworth	d 1011	-	-	-	-	-
Lichfield Trent Valley	d 1018	-	-	-	-	-
Stafford	d 1035	-	1024	-	-	1050
Crewe	a 1054	-	1042	-	-	1108

Special features

Period of operation	LNW					
London Euston	d 0940	0943	0946	0953	1002	1013
Watford Junction	d -	-	-	-	-	-
Milton Keynes Central	d -	1015	1019	1024	-	-
Northampton	d -	-	-	-	-	-
Rugby	d -	-	1042	1045a	-	-
Nuneaton	d -	-	1057	-	-	1109a
Tamworth	d -	-	1111	-	-	-
Lichfield Trent Valley	d -	-	1118	-	-	-
Stafford	d 1147	-	1135	-	1124	-
Crewe	a 1207	1123	1154	-	1142	-

Special features

Period of operation	LNW					
London Euston	d 1016	1033	1043	1046	1053	1113
Watford Junction	d 1031u	-	-	-	-	-
Milton Keynes Central	d 1052	-	1115	1119	1124	-
Northampton	d -	-	-	-	-	-
Rugby	d 1115	-	-	1142	1145a	-
Nuneaton	d -	-	-	1157	-	1209a
Tamworth	d -	-	-	1211	-	-
Lichfield Trent Valley	d -	-	-	1218	-	-
Stafford	d 1247	1150	-	1235	-	-
Crewe	a 1307	1208	1223	1254	-	-

Special features

Period of operation	LNW					
London Euston	d 1116	1133	1143	1146	1153	1202
Watford Junction	d 1131u	-	-	-	-	-
Milton Keynes Central	d 1152	-	1215	1219	1224	-
Northampton	d -	-	-	-	-	-
Rugby	d 1215	-	-	1242	1245a	-
Nuneaton	d -	-	-	1257	-	-
Tamworth	d -	-	-	1311	-	-
Lichfield Trent Valley	d -	-	-	1318	-	-
Stafford	d 1347	1250	-	1335	-	1324
Crewe	a 1407	1308	1323	1354	-	1342

**All direct train services are highlighted
by the route-coloured background**

Special features

Period of operation

LNW

London Euston	d	1213	1216	1233	1243	1246	1253
Watford Junction	d	-	1231u	-	-	-	-
Milton Keynes Central	d	-	1252	-	1315	1319	1324
Northampton	d	-	-	-	-	-	-
Rugby	d	-	1315	-	-	1342	1345a
Nuneaton	d	1309a	-	-	-	1357	-
Tamworth	d	-	-	-	-	1411	-
Lichfield Trent Valley	d	-	-	-	-	1418	-
Stafford	d	-	1447	1350	-	1435	-
Crewe	a	-	1507	1408	1423	1454	-

Special features

Period of operation

LNW

London Euston	d	1302	1313	1316	1333	1343	1346
Watford Junction	d	-	-	1331u	-	-	-
Milton Keynes Central	d	-	-	1352	-	1415	1419
Northampton	d	-	-	-	-	-	-
Rugby	d	-	-	1415	-	-	1442
Nuneaton	d	-	1409a	-	-	-	1457
Tamworth	d	-	-	-	-	-	1511
Lichfield Trent Valley	d	-	-	-	-	-	1518
Stafford	d	1424	-	1547	1450	-	1535
Crewe	a	1442	-	1607	1508	1523	1554

Special features

Period of operation

LNW

London Euston	d	1353	1413	1416	1433	1443	1446
Watford Junction	d	-	-	1431u	-	-	-
Milton Keynes Central	d	1424	-	1452	-	1515	1519
Northampton	d	-	-	-	-	-	-
Rugby	d	1445a	-	1515	-	-	1542
Nuneaton	d	-	1509a	-	-	-	1557
Tamworth	d	-	-	-	-	-	1611
Lichfield Trent Valley	d	-	-	-	-	-	1618
Stafford	d	-	-	1647	1550	-	1635
Crewe	a	-	-	1707	1608	1624	1654

Special features

Period of operation

LNW

London Euston	d	1453	1513	1516	1533	1543	1546
Watford Junction	d	-	-	1531u	-	-	-
Milton Keynes Central	d	1524	-	1552	-	1615	1619
Northampton	d	-	-	-	-	-	-
Rugby	d	1545a	-	1615	-	-	1642
Nuneaton	d	-	1609a	-	-	-	1657
Tamworth	d	-	-	-	-	-	1711
Lichfield Trent Valley	d	-	-	-	-	-	1718
Stafford	d	-	-	1747	1650	-	1735
Crewe	a	-	-	1807	1708	1723	1754

Summary of train services London - Crewe

(also showing London NorthWestern Trent Valley line services)

Saturdays

Notes: see page 90

Special features

Period of operation

London Euston	d	1553	1602	1613	1616	1633	1640
Watford Junction	d	-	-	-	1631u	-	-
Milton Keynes Central	d	1624	-	-	1652	-	-
Northampton	d	-	-	-	-	-	-
Rugby	d	1645a	-	-	1714a	-	-
Nuneaton	d	-	-	1709a	-	-	-
Tamworth	d	-	-	-	-	-	-
Lichfield Trent Valley	d	-	-	-	-	-	-
Stafford	d	-	1724	-	-	1750	1847
Crewe	a	-	1742	-	-	1808	1907

Special features

Period of operation

LNW

London Euston	d	1643	1646	1653	1702	1713	1716
Watford Junction	d	-	-	-	-	-	1731u
Milton Keynes Central	d	1715	1719	1724	-	-	1752
Northampton	d	-	-	-	-	-	-
Rugby	d	-	1742	1745a	-	-	1814a
Nuneaton	d	-	1757	-	-	1809a	-
Tamworth	d	-	1813	-	1809	-	-
Lichfield Trent Valley	d	-	1820	-	1816	-	-
Stafford	d	-	1837	-	1832	-	-
Crewe	a	1823	1856	-	1850	-	-

Special features

Period of operation

LNW

London Euston	d	1733	1740	1743	1746	1753	1802
Watford Junction	d	-	-	-	-	-	-
Milton Keynes Central	d	-	-	1815	1819	1824	-
Northampton	d	-	-	-	-	-	-
Rugby	d	-	-	-	1842	1845a	-
Nuneaton	d	-	-	-	1857	-	-
Tamworth	d	-	-	-	1913	-	1909
Lichfield Trent Valley	d	-	-	-	1920	-	1916
Stafford	d	1850	1947	-	1937	-	1932
Crewe	a	1908	2007	1923	1957	-	1950

Special features

Period of operation

LNW

London Euston	d	1813	1816	1833	1840	1843	1846
Watford Junction	d	-	1831u	-	-	-	-
Milton Keynes Central	d	-	1852	-	-	1915	1919
Northampton	d	-	-	-	-	-	-
Rugby	d	-	1914a	-	-	-	1942
Nuneaton	d	1909a	-	-	-	-	1957
Tamworth	d	-	-	-	-	-	2013
Lichfield Trent Valley	d	-	-	-	-	-	2020
Stafford	d	-	-	1950	2047	-	2037
Crewe	a	-	-	2008	2108	2023	2056

All direct train services are highlighted
by the route-coloured background

Special features

Period of operation

London Euston	d	1853	1902	1913	1916	1928	1931
Watford Junction	d	-	-	-	1931u	-	-
Milton Keynes Central	d	1924	-	-	1952	-	-
Northampton	d	-	-	-	-	-	-
Rugby	d	1945a	-	-	2014a	-	-
Nuneaton	d	-	-	2009a	-	-	-
Tamworth	d	-	2009	-	-	-	-
Lichfield Trent Valley	d	-	2016	-	-	-	-
Stafford	d	-	2032	-	-	-	2050
Crewe	a	-	2050	-	-	2101	2108

Special features

Period of operation

LNW

London Euston	d	1934	1937	1940	2012	2018	2025
Watford Junction	d	-	-	-	-	-	2041u
Milton Keynes Central	d	-	2015	2024	-	2104	2114
Northampton	d	-	-	-	-	-	-
Rugby	d	-	-	2048	2120	-	2137a
Nuneaton	d	-	-	2100	-	2135a	-
Tamworth	d	-	-	2114	-	-	-
Lichfield Trent Valley	d	-	-	2120	-	-	-
Stafford	d	2147	-	2139	2152	-	-
Crewe	a	2205	2123	2159	2209	-	-

Special features

Period of operation

LNW

London Euston	d	2031	2035	2101	2104	2123	2142
Watford Junction	d	2046u	2050	-	-	2140u	2158u
Milton Keynes Central	d	-	2122	2146	2151	2218	2233
Northampton	d	-	-	-	-	-	-
Rugby	d	-	2146	-	2214a	2240a	2256a
Nuneaton	d	-	2158	-	-	-	-
Tamworth	d	2157	2212	-	-	-	-
Lichfield Trent Valley	d	2204	2218	-	-	-	-
Stafford	d	-	2241	2236	-	-	-
Crewe	a	2232	2302	2259	-	-	-

Summary of train services London - Crewe

(also showing London NorthWestern Trent Valley line services)

Sundays

Notes: see page 90

Special features						
Period of operation	LNW					
London Euston	d	0748	0751	0807	0816	
Watford Junction	d	0803u	0807	0822u	-	
Milton Keynes Central	d	0845	0852	0857	0901	
Northampton	d	-	0927	-	-	
Rugby	d	0923	0951	-	-	
Nuneaton	d	-	1005	-	0945a	
Tamworth	d	-	1019	-	-	
Lichfield Trent Valley	d	-	1025	-	-	
Stafford	d	0919	0947	1050	1046	-
Crewe	a	0937	1005	1108	1105	1018

Special features							
Period of operation	LNW						
London Euston	d	0820	0847	0850	0853	0916	0919
Watford Junction	d	0836u	-	0906u	0911	-	0936u
Milton Keynes Central	d	0908	0934	0939	0956	1002	1008
Northampton	d	-	-	-	1028	-	-
Rugby	d	-	1010u	1015	1051	-	-
Nuneaton	d	-	-	-	1104	1047a	-
Tamworth	d	1001	-	-	1118	-	1101
Lichfield Trent Valley	d	1008	-	-	1124	-	1108
Stafford	d	1024	-	1150	1146	-	1124
Crewe	a	1042	1057	1208	1205	-	1142

Special features							
Period of operation	LNW						
London Euston	d	0946	0952	0956	1016	1019	1046
Watford Junction	d	-	1007u	1012	-	1036u	-
Milton Keynes Central	d	1035	1040	1057	1104	1109	1134
Northampton	d	-	-	1129	-	-	-
Rugby	d	-	1115	1152	-	1145	1209
Nuneaton	d	-	-	1205	1148a	-	-
Tamworth	d	-	-	1219	-	-	-
Lichfield Trent Valley	d	-	-	1225	-	-	-
Stafford	d	-	1247	1244	-	1221	-
Crewe	a	1157	1306	1303	-	1239	1254

Special features							
Period of operation	LNW						
London Euston	d	1049	1052	1116	1119	1152	1208
Watford Junction	d	1107u	1114	-	1136u	1208u	-
Milton Keynes Central	d	1139	1159	1203	1210	1231	1240
Northampton	d	-	1221	-	-	-	-
Rugby	d	1215	1244	-	1233	1252a	-
Nuneaton	d	-	1256	1232a	-	-	1309a
Tamworth	d	-	1310	-	-	-	-
Lichfield Trent Valley	d	-	1317	-	-	-	-
Stafford	d	1347	1334	-	1306	-	-
Crewe	a	1406	1353	-	1324	-	-

**All direct train services are highlighted
by the route-coloured background**

Special features							
Period of operation	LNW						
London Euston	d	1232	1239	1242	1245	1252	1302
Watford Junction	d	-	-	-	-	-	-
Milton Keynes Central	d	-	-	1315	1319	1324	-
Northampton	d	-	-	-	-	-	-
Rugby	d	-	-	-	1342	1345a	-
Nuneaton	d	-	-	-	1357	-	-
Tamworth	d	-	-	-	1411	-	-
Lichfield Trent Valley	d	-	-	-	1418	-	-
Stafford	d	1350	1447	-	1436	-	1424
Crewe	a	1409	1506	1423	1458	-	1442

Special features							
Period of operation	LNW						
London Euston	d	1312	1315	1332	1342	1345	1352
Watford Junction	d	-	1330u	-	-	-	-
Milton Keynes Central	d	-	1352	-	1415	1419	1424
Northampton	d	-	-	-	-	-	-
Rugby	d	-	1415	-	-	1442	1445a
Nuneaton	d	1409a	-	-	-	1457	-
Tamworth	d	-	-	-	-	1511	-
Lichfield Trent Valley	d	-	-	-	-	1518	-
Stafford	d	-	1547	1450	-	1536	-
Crewe	a	-	1605	1509	1523	1558	-

Special features							
Period of operation							
London Euston	d	1401	1412	1415	1432	1439	1442
Watford Junction	d	-	-	1430u	-	-	-
Milton Keynes Central	d	-	-	1452	-	-	1515
Northampton	d	-	-	-	-	-	-
Rugby	d	-	-	1514a	-	-	-
Nuneaton	d	-	1509a	-	-	-	-
Tamworth	d	-	-	-	-	-	-
Lichfield Trent Valley	d	-	-	-	-	-	-
Stafford	d	1524	-	-	1550	1647	-
Crewe	a	1542	-	-	1609	1707	1623

Special features							
Period of operation	LNW						
London Euston	d	1445	1452	1501	1512	1515	1532
Watford Junction	d	-	-	-	-	1530u	-
Milton Keynes Central	d	1519	1524	-	-	1552	-
Northampton	d	-	-	-	-	-	-
Rugby	d	1542	1545a	-	-	1614a	-
Nuneaton	d	1557	-	-	1609a	-	-
Tamworth	d	1611	-	-	-	-	-
Lichfield Trent Valley	d	1618	-	-	-	-	-
Stafford	d	1636	-	1624	-	-	1650
Crewe	a	1658	-	1642	-	-	1708

Summary of train services London - Crewe

(also showing London NorthWestern Trent Valley line services)

Sundays

Notes: see page 90

Special features

Period of operation

LNW

London Euston	d	1539	1542	1545	1552	1601	1612
Watford Junction	d	-	-	-	-	-	-
Milton Keynes Central	d	-	1615	1619	1624	-	-
Northampton	d	-	-	-	-	-	-
Rugby	d	-	-	1642	1645a	-	-
Nuneaton	d	-	-	1657	-	-	1709a
Tamworth	d	-	-	1711	-	-	-
Lichfield Trent Valley	d	-	-	1718	-	-	-
Stafford	d	1747	-	1735	-	1724	-
Crewe	a	1807	1723	1754	-	1742	-

Special features

Period of operation

LNW

London Euston	d	1615	1632	1639	1642	1645	1652
Watford Junction	d	1630u	-	-	-	-	-
Milton Keynes Central	d	1652	-	-	1715	1719	1724
Northampton	d	-	-	-	-	-	-
Rugby	d	1714a	-	-	-	1742	1745a
Nuneaton	d	-	-	-	-	1757	-
Tamworth	d	-	-	-	-	1811	-
Lichfield Trent Valley	d	-	-	-	-	1818	-
Stafford	d	-	1750	1847	-	1835	-
Crewe	a	-	1808	1907	1823	1854	-

Special features

Period of operation

London Euston	d	1701	1712	1715	1732	1739	1742
Watford Junction	d	-	-	1730u	-	-	-
Milton Keynes Central	d	-	-	1752	-	-	1815
Northampton	d	-	-	-	-	-	-
Rugby	d	-	-	1814a	-	-	-
Nuneaton	d	-	1809a	-	-	-	-
Tamworth	d	-	-	-	-	-	-
Lichfield Trent Valley	d	-	-	-	-	-	-
Stafford	d	1824	-	-	1850	1947	-
Crewe	a	1842	-	-	1908	2007	1923

Special features

Period of operation

LNW

London Euston	d	1745	1752	1801	1812	1815	1832
Watford Junction	d	-	-	-	-	1830u	-
Milton Keynes Central	d	1819	1824	-	-	1852	-
Northampton	d	-	-	-	-	-	-
Rugby	d	1842	1845a	-	-	1914a	-
Nuneaton	d	1857	-	-	1909a	-	-
Tamworth	d	1911	-	-	-	-	-
Lichfield Trent Valley	d	1918	-	-	-	-	-
Stafford	d	1935	-	1924	-	-	1950
Crewe	a	1954	-	1942	-	-	2008

**All direct train services are highlighted
by the route-coloured background**

Special features

Period of operation

LNW

London Euston	d	1839	1842	1845	1852	1901	1912
Watford Junction	d	-	-	-	-	-	-
Milton Keynes Central	d	-	1915	1919	1924	-	-
Northampton	d	-	-	-	-	-	-
Rugby	d	-	-	1942	1945a	-	-
Nuneaton	d	-	-	1957	-	-	2009a
Tamworth	d	-	-	2011	-	-	-
Lichfield Trent Valley	d	-	-	2018	-	-	-
Stafford	d	2047	-	2035	-	2024	-
Crewe	a	2107	2023	2055	-	2042	-

Special features

Period of operation

LNW

London Euston	d	1915	1932	1939	1942	1945	1952
Watford Junction	d	1930u	-	-	-	-	-
Milton Keynes Central	d	1952	-	-	2015	2019	2024
Northampton	d	-	-	-	-	-	-
Rugby	d	2014a	-	-	-	2042	2045a
Nuneaton	d	-	-	-	-	2057	-
Tamworth	d	-	-	-	-	2111	-
Lichfield Trent Valley	d	-	-	-	-	2118	-
Stafford	d	-	2050	2147	-	2135	-
Crewe	a	-	2108	2207	2123	2154	-

Special features

Period of operation

London Euston	d	2012	2028	2031	2036	2039	2053
Watford Junction	d	-	-	-	-	-	-
Milton Keynes Central	d	-	-	-	2114	2124	2139
Northampton	d	-	-	-	-	-	-
Rugby	d	-	-	-	2136a	-	2203
Nuneaton	d	2109a	-	-	-	-	-
Tamworth	d	-	-	-	-	2203	-
Lichfield Trent Valley	d	-	-	-	-	2210	-
Stafford	d	-	-	2150	-	2225	-
Crewe	a	-	2201	2208	-	2243	2248

Special features

Period of operation

London Euston	d	2056	2121	2125	2149	2153	2225
Watford Junction	d	2112u	-	-	2209u	2212u	2242u
Milton Keynes Central	d	2143a	-	2216a	2242	2247	2315
Northampton	d	-	-	-	-	-	-
Rugby	d	-	-	-	2318	2322a	2347a
Nuneaton	d	-	2259	-	2329	-	-
Tamworth	d	-	-	-	-	-	-
Lichfield Trent Valley	d	-	-	-	-	-	-
Stafford	d	-	2325	-	2352s	-	-
Crewe	a	-	2345	-	0015	-	-

Summary of train services London - Crewe

(also showing London NorthWestern Trent Valley line services)

Sundays

Notes: see page 90

Special features

Period of operation

London Euston	d 2324
Watford Junction	d 2339u
Milton Keynes Central	d 0014
Northampton	d -
Rugby	d 0049a
Nuneaton	d
Tamworth	d
Lichfield Trent Valley	d
Stafford	d
Crewe	a

Notes

- a Arrival time
- d Departure time
- s Stops to set down only
- u Stops to pick up only

Period of operation and notes

- FO Fridays only
- FX Fridays excepted
- LNW London NorthWestern service
- MO Mondays only
- MX Mondays excepted

Summary of train services Crewe - London

(also showing London NorthWestern Trent Valley line services)

Mondays to Fridays

Notes: see page 104

Special features

Period of operation	MX			LNW		
Crewe	d			0510	0537	
Stafford	d			0533	0556	
Lichfield Trent Valley	d			0549	-	
Tamworth	d			0556	-	
Nuneaton	d			0612	0620	
Rugby	d	0604		0627	0633	
Northampton	d	-		-	-	
Milton Keynes Central	d	0027	0627	0643	0649	0654
Watford Junction	a	0056s	0647s	-	-	-
London Euston	a	0117	0703	0718	0724	0727

Special features

Period of operation	LNW					
Crewe	d	0603			0545	0631
Stafford	d	0622			0609	-
Lichfield Trent Valley	d	-		0641	0628	-
Tamworth	d	-		0648	0635	-
Nuneaton	d	-		-	0650	0711
Rugby	d	0654	0701	-	0708	-
Northampton	d	-	-	-	-	-
Milton Keynes Central	d	0716	-	0725	0729	-
Watford Junction	a	-	0741s	-	-	-
London Euston	a	0753	0757	0800	0805	0810

Special features

Period of operation	LNW					
Crewe	d		0640	0655		0713
Stafford	d		0659	0714	0724	0732
Lichfield Trent Valley	d		-	-	-	0749
Tamworth	d		-	-	-	0756
Nuneaton	d	0743	-	-	-	0811
Rugby	d	-	-	-	-	0756
Northampton	d	-	-	-	-	-
Milton Keynes Central	d	-	-	-	-	0817
Watford Junction	a	-	-	-	-	-
London Euston	a	0841	0906	0835	0938	0851

Special features

Period of operation	LNW					
Crewe	d	0732		0755		0823
Stafford	d	0752		0814		-
Lichfield Trent Valley	d	-		-		-
Tamworth	d	-		-		-
Nuneaton	d	-		-	0843	-
Rugby	d	-	0834	-	-	0856
Northampton	d	-	-	-	-	-
Milton Keynes Central	d	-	0855	-	-	0917
Watford Junction	a	-	-	-	-	0938s
London Euston	a	0909	0928	0935	0941	0954

Summary of train services Crewe - London

(also showing London NorthWestern Trent Valley line services)

Mondays to Fridays

Notes: see page 104

Special features

Period of operation	LNW					
Crewe	d 0813	0804	0832	0855		
Stafford	d 0832	0824	0852	0914		
Lichfield Trent Valley	d 0849	-	-	-		
Tamworth	d 0856	-	-	-		
Nuneaton	d 0911	-	-	-		0943
Rugby	d 0927	0934	0956	-	-	-
Northampton	d -	-	-	-	-	-
Milton Keynes Central	d 0949	0955	1017	-	-	-
Watford Junction	a -	-	1038s	-	-	-
London Euston	a 1024	1027	1054	1009	1035	1041

Special features

Period of operation	LNW					
Crewe	d 0923	0904	0913	0932		0943
Stafford	d -	0924	0932	0952		-
Lichfield Trent Valley	d -	-	0949	-		1015
Tamworth	d -	-	0956	-		1022
Nuneaton	d -	-	1011	-		-
Rugby	d -	-	1027	-	1034	1044
Northampton	d -	-	-	-	-	-
Milton Keynes Central	d 1027	-	1049	-	1055	-
Watford Junction	a -	-	-	-	-	-
London Euston	a 1103	1138	1124	1109	1127	1135

Special features

Period of operation	LNW					
Crewe	d		1023	1013	1032	
Stafford	d		-	1032	1052	
Lichfield Trent Valley	d		-	1049	-	
Tamworth	d		-	1056	-	
Nuneaton	d 1043		-	1111	-	
Rugby	d -	1056	-	1127	-	1134
Northampton	d -	-	-	-	-	-
Milton Keynes Central	d -	1117	1127	1149	-	1155
Watford Junction	a -	1138s	-	-	-	-
London Euston	a 1141	1154	1204	1224	1210	1227

Special features

Period of operation	LNW					
Crewe	d	1004	1055	1123	1113	
Stafford	d	1024	1114	-	1132	
Lichfield Trent Valley	d	-	-	-	1149	
Tamworth	d	-	-	-	1156	
Nuneaton	d 1143	-	-	-	1211	
Rugby	d -	1156	-	-	1227	1234
Northampton	d -	-	-	-	-	-
Milton Keynes Central	d -	1217	-	1227	1249	1255
Watford Junction	a -	1238s	-	-	-	-
London Euston	a 1241	1254	1235	1303	1324	1327

**All direct train services are highlighted
by the route-coloured background**

Special features	Period of operation	LNW				
Crewe	d	1132	1104	1223	1232	1213
Stafford	d	1152	1124	-	1252	1232
Lichfield Trent Valley	d	-	-	-	-	1249
Tamworth	d	-	-	-	-	1256
Nuneaton	d	1243	-	-	-	1311
Rugby	d	-	1256	-	-	1327
Northampton	d	-	-	-	-	-
Milton Keynes Central	d	-	1317	1327	-	1349
Watford Junction	a	-	1338s	-	-	-
London Euston	a	1341	1309	1354	1403	1410

Special features	Period of operation	LNW				
Crewe	d	1255	-	1204	1323	1332
Stafford	d	1314	-	1224	-	1352
Lichfield Trent Valley	d	-	-	-	-	-
Tamworth	d	-	-	-	-	-
Nuneaton	d	-	1343	-	-	-
Rugby	d	1334	-	1356	-	-
Northampton	d	-	-	-	-	-
Milton Keynes Central	d	1355	-	1417	1427	-
Watford Junction	a	-	-	1438s	-	-
London Euston	a	1427	1435	1441	1454	1503

Special features	Period of operation	LNW				
Crewe	d	1313	-	1304	1423	1432
Stafford	d	1332	-	1324	-	1452
Lichfield Trent Valley	d	1349	-	-	-	-
Tamworth	d	1356	-	-	-	-
Nuneaton	d	1411	1443	-	-	-
Rugby	d	1427	1434	-	1456	-
Northampton	d	-	-	-	-	-
Milton Keynes Central	d	1449	1455	-	1517	1527
Watford Junction	a	-	-	-	1539s	-
London Euston	a	1524	1527	1541	1554	1604

Special features	Period of operation	LNW				
Crewe	d	1413	1455	1404	-	-
Stafford	d	1432	1514	1424	-	-
Lichfield Trent Valley	d	1449	-	-	-	-
Tamworth	d	1456	-	-	-	-
Nuneaton	d	1511	-	-	1543	-
Rugby	d	1527	1534	-	-	1556
Northampton	d	-	-	-	-	-
Milton Keynes Central	d	1549	1555	-	-	1617
Watford Junction	a	-	-	-	-	1638s
London Euston	a	1624	1630	1637	1640	1644

Summary of train services Crewe - London

(also showing London NorthWestern Trent Valley line services)

Mondays to Fridays

Notes: see page 104

Special features

Period of operation	LNW					
Crewe	d	1523	1532	1513	1555	1504
Stafford	d	-	1552	1532	1614	1525
Lichfield Trent Valley	d	-	-	1549	-	-
Tamworth	d	-	-	1556	-	-
Nuneaton	d	-	-	1611	-	-
Rugby	d	-	-	1627	1634	-
Northampton	d	-	-	-	-	-
Milton Keynes Central	d	1627	-	1649	1655	-
Watford Junction	a	-	-	-	-	-
London Euston	a	1703	1709	1724	1727	1735

Special features

Period of operation	LNW					
Crewe	d	-	1623	1613	1632	-
Stafford	d	-	-	1632	1652	-
Lichfield Trent Valley	d	-	-	1649	-	-
Tamworth	d	-	-	1656	-	-
Nuneaton	d	1643	-	-	1711	-
Rugby	d	-	1656	-	1727	1734
Northampton	d	-	-	-	-	-
Milton Keynes Central	d	-	1717	1727	1749	1755
Watford Junction	a	-	1738s	-	-	-
London Euston	a	1741	1754	1803	1824	1810

Special features

Period of operation	LNW					
Crewe	d	1655	-	1604	1723	1732
Stafford	d	1714	-	1624	-	1752
Lichfield Trent Valley	d	-	-	-	-	1749
Tamworth	d	-	-	-	-	1756
Nuneaton	d	-	1743	-	-	1811
Rugby	d	-	-	1756	-	1827
Northampton	d	-	-	-	-	-
Milton Keynes Central	d	-	-	1817	1827	1849
Watford Junction	a	-	-	1838s	-	-
London Euston	a	1835	1841	1854	1903	1909

Special features

Period of operation	LNW					
Crewe	d	-	1755	1704	-	1823
Stafford	d	-	1814	1724	-	-
Lichfield Trent Valley	d	-	-	-	-	-
Tamworth	d	-	-	-	-	-
Nuneaton	d	-	-	-	1843	-
Rugby	d	1834	-	-	-	1856
Northampton	d	-	-	-	-	-
Milton Keynes Central	d	1855	-	-	-	1917
Watford Junction	a	-	-	-	-	1938s
London Euston	a	1927	1935	1938	1941	1954

**All direct train services are highlighted
by the route-coloured background**

Special features

Period of operation	LNW					
Crewe	d	1813		1832	1804	1923
Stafford	d	1832		1852	1824	-
Lichfield Trent Valley	d	1849		-	-	-
Tamworth	d	1856		-	-	-
Nuneaton	d	1911	1943	-	-	-
Rugby	d	1927	1934	-	1956	-
Northampton	d	-	-	-	-	-
Milton Keynes Central	d	1949	1955	-	2017	2027
Watford Junction	a	-	-	-	2038s	-
London Euston	a	2024	2027	2041	2010	2055

Special features

Period of operation	LNW					
Crewe	d	1932		1913	1904	2023
Stafford	d	1952		1932	1924	-
Lichfield Trent Valley	d	-	1949		-	-
Tamworth	d	-	1956		-	-
Nuneaton	d	-	2011	2027	-	-
Rugby	d	-	2030	2040	2056	-
Northampton	d	-	-	-	-	-
Milton Keynes Central	d	-	2047	2052	2101	2117
Watford Junction	a	2056s	-	-	-	2137s
London Euston	a	2113	2120	2127	2134	2154

Special features

Period of operation	LNW					
Crewe	d	2032	2013	2046		2004
Stafford	d	2052	2032	-		2024
Lichfield Trent Valley	d	-	2049	-		-
Tamworth	d	-	2056	-		-
Nuneaton	d	-	2111	-	2128	-
Rugby	d	-	2127	2132	-	2225
Northampton	d	-	-	-	-	-
Milton Keynes Central	d	-	2149	2153	2158	2202
Watford Junction	a	2157s	-	-	-	2227s
London Euston	a	2214	2224	2227	2231	2246

Special features

Period of operation	LNW			LNW		
Crewe	d		2104	2113	2134	2213
Stafford	d		2124	2132	2154	2232
Lichfield Trent Valley	d	2217	-	2149	-	2249
Tamworth	d	2224	-	2156	-	2256
Nuneaton	d	-	-	2211	2221	2311
Rugby	d	-	2251	2226	2234	2328a
Northampton	d	-	-	2249a	-	0007s
Milton Keynes Central	d	2303	2324		2257	0027
Watford Junction	a	2336s	2355s		2331s	0056s
London Euston	a	2359	0019		2356	0117

Summary of train services Crewe - London

(also showing London NorthWestern Trent Valley line services)

Saturdays

Notes: see page 104

Special features

Period of operation

LNW

Crewe	d		0537		0525	0603
Stafford	d		0556		0544	0622
Lichfield Trent Valley	d		-		0602	-
Tamworth	d		-		0608	-
Nuneaton	d		0620		0624	-
Rugby	d	0623	0633		0641	0654
Northampton	d		-		-	-
Milton Keynes Central	d	0027	0644	0654	0659	0703
Watford Junction	a	0056s	-	-	0718s	-
London Euston	a	0117	0718	0727	0735	0738

Special features

Period of operation

LNW

Crewe	d		0632		0606	
Stafford	d		-		0632	0654
Lichfield Trent Valley	d	0642	-		0649	0710
Tamworth	d	0649	-		0656	0718
Nuneaton	d	-	0711		0711	-
Rugby	d	0701	-	-	0729	0738
Northampton	d	-	-	-	-	-
Milton Keynes Central	d	-	0727	-	0746	0751
Watford Junction	a	0740s	-	0756s	-	-
London Euston	a	0756	0800	0813	0820	0827

Special features

Period of operation

Crewe	d	0655		0723	0640	0732
Stafford	d	0714		-	0659	0752
Lichfield Trent Valley	d	-		-	-	-
Tamworth	d	-		-	-	-
Nuneaton	d	-	0743		-	-
Rugby	d	-	0756		-	-
Northampton	d	-	-	-	-	-
Milton Keynes Central	d	-	-	0817	0827	-
Watford Junction	a	-	-	0838s	-	-
London Euston	a	0835	0841	0854	0903	0906

Special features

Period of operation

LNW

Crewe	d	0713	0755	0704		
Stafford	d	0732	0814	0724		
Lichfield Trent Valley	d	0749	-	-		
Tamworth	d	0756	-	-		
Nuneaton	d	0811	-	-	0843	
Rugby	d	0827	0834	-	-	0856
Northampton	d	-	-	-	-	-
Milton Keynes Central	d	0849	0855	-	-	0917
Watford Junction	a	-	-	-	-	0938s
London Euston	a	0924	0927	0935	0938	0941

**All direct train services are highlighted
by the route-coloured background**

Special features

Period of operation

LNW

Crewe	d	0823	0832	0813	0804	
Stafford	d	-	0852	0832	0824	
Lichfield Trent Valley	d	-	-	0849	-	
Tamworth	d	-	-	0856	-	
Nuneaton	d	-	-	0911	-	0943
Rugby	d	-	-	0927	0934	-
Northampton	d	-	-	-	-	-
Milton Keynes Central	d	0927	-	0949	0955	-
Watford Junction	a	-	-	-	-	-
London Euston	a	1003	1009	1024	1027	1038 1041

Special features

Period of operation

LNW

Crewe	d		0923	0932	0913	0955
Stafford	d	-	-	0952	0932	1014
Lichfield Trent Valley	d	-	-	-	0949	-
Tamworth	d	-	-	-	0956	-
Nuneaton	d	-	-	-	1011	-
Rugby	d	0956	-	-	1027	1034
Northampton	d	-	-	-	-	-
Milton Keynes Central	d	1017	1027	-	1049	1055
Watford Junction	a	1038s	-	-	-	-
London Euston	a	1054	1103	1109	1124	1127 1135

Special features

Period of operation

LNW

Crewe	d	0904			1023	1032	1013
Stafford	d	0924			-	1052	1032
Lichfield Trent Valley	d	-			-	-	1049
Tamworth	d	-			-	-	1056
Nuneaton	d	-	1043		-	-	1111
Rugby	d	-	-	1056	-	-	1127
Northampton	d	-	-	-	-	-	-
Milton Keynes Central	d	-	-	1117	1127	-	1149
Watford Junction	a	-	-	1138s	-	-	-
London Euston	a	1138	1141	1154	1203	1209	1224

Special features

Period of operation

Crewe	d		1055	1004			1123
Stafford	d		1114	1024			-
Lichfield Trent Valley	d		-	-			-
Tamworth	d		-	-			-
Nuneaton	d		-	-	1143		-
Rugby	d	1134	-	-	-	1156	-
Northampton	d	-	-	-	-	-	-
Milton Keynes Central	d	1155	-	-	-	1217	1227
Watford Junction	a	-	-	-	-	1238s	-
London Euston	a	1227	1235	1238	1241	1254	1303

Summary of train services Crewe - London

(also showing London NorthWestern Trent Valley line services)

Saturdays

Notes: see page 104

Special features

Period of operation	LNW					
Crewe	d	1132	1113		1104	1223
Stafford	d	1152	1132		1124	-
Lichfield Trent Valley	d	-	1149		-	-
Tamworth	d	-	1156		-	-
Nuneaton	d	-	1211	1242	-	-
Rugby	d	-	1227	1234	-	1256
Northampton	d	-	-	-	-	-
Milton Keynes Central	d	-	1249	1255	-	1317
Watford Junction	a	-	-	-	-	1338s
London Euston	a	1309	1324	1327	1341	1354

Special features

Period of operation	LNW					
Crewe	d	1232	1213	1255		1204
Stafford	d	1252	1232	1314		1224
Lichfield Trent Valley	d	-	1249	-		-
Tamworth	d	-	1256	-		-
Nuneaton	d	-	1311		1343	-
Rugby	d	-	1327	1334	-	1356
Northampton	d	-	-	-	-	-
Milton Keynes Central	d	-	1349	1355	-	1417
Watford Junction	a	-	-	-	-	1438s
London Euston	a	1409	1424	1427	1435	1441

Special features

Period of operation	LNW					
Crewe	d	1323	1332	1313		1304
Stafford	d	-	1352	1332		1324
Lichfield Trent Valley	d	-	-	1349		-
Tamworth	d	-	-	1356		-
Nuneaton	d	-	-	1411	1443	-
Rugby	d	-	-	1427	1434	1456
Northampton	d	-	-	-	-	-
Milton Keynes Central	d	1427	-	1449	1455	1517
Watford Junction	a	-	-	-	-	1539s
London Euston	a	1503	1509	1524	1527	1541

Special features

Period of operation	LNW					
Crewe	d	1423	1432	1413		1455
Stafford	d	-	1452	1432		1514
Lichfield Trent Valley	d	-	-	1449		-
Tamworth	d	-	-	1456		-
Nuneaton	d	-	-	1511		1543
Rugby	d	-	-	1527	1534	-
Northampton	d	-	-	-	-	-
Milton Keynes Central	d	1527	-	1549	1555	-
Watford Junction	a	-	-	-	-	-
London Euston	a	1603	1609	1624	1627	1635

**All direct train services are highlighted
by the route-coloured background**

Special features

Period of operation

LNW

Crewe	d	1404	1523	1532	1513	1555
Stafford	d	1424	-	1552	1532	1614
Lichfield Trent Valley	d	-	-	-	1549	-
Tamworth	d	-	-	-	1556	-
Nuneaton	d	-	-	-	1611	-
Rugby	d	1556	-	-	1627	1634
Northampton	d	-	-	-	-	-
Milton Keynes Central	d	1617	1627	-	1649	1655
Watford Junction	a	1638s	-	-	-	-
London Euston	a	1654	1703	1709	1724	1727

Special features

Period of operation

LNW

Crewe	d	1504	1623	1632	1613	-
Stafford	d	1524	-	1652	1632	-
Lichfield Trent Valley	d	-	-	-	1649	-
Tamworth	d	-	-	-	1656	-
Nuneaton	d	1643	-	-	1711	-
Rugby	d	-	1656	-	1727	1734
Northampton	d	-	-	-	-	-
Milton Keynes Central	d	-	1717	1727	-	1755
Watford Junction	a	-	1738s	-	-	-
London Euston	a	1741	1754	1803	1809	1824

Special features

Period of operation

LNW

Crewe	d	1655	1604	1723	1732	1713
Stafford	d	1714	1624	-	1752	1732
Lichfield Trent Valley	d	-	-	-	-	1749
Tamworth	d	-	-	-	-	1756
Nuneaton	d	-	1743	-	-	1811
Rugby	d	-	-	1756	-	1827
Northampton	d	-	-	-	-	-
Milton Keynes Central	d	-	-	1817	1827	1849
Watford Junction	a	-	-	1838s	-	-
London Euston	a	1835	1841	1854	1903	1909

Special features

Period of operation

Crewe	d	1704	-	-	1823	1832
Stafford	d	1724	-	-	-	1852
Lichfield Trent Valley	d	-	-	-	-	-
Tamworth	d	-	-	-	-	-
Nuneaton	d	-	-	1843	-	-
Rugby	d	1834	-	-	1856	-
Northampton	d	-	-	-	-	-
Milton Keynes Central	d	1855	-	-	1917	1927
Watford Junction	a	-	-	-	1938s	2002s
London Euston	a	1927	1936	1941	1954	2003

Summary of train services Crewe - London

(also showing London NorthWestern Trent Valley line services)

Saturdays

Notes: see page 104

Special features

Period of operation	LNW					
Crewe	d	1813			1804	1923
Stafford	d	1832			1824	-
Lichfield Trent Valley	d	1849			-	-
Tamworth	d	1856			-	-
Nuneaton	d	1911		1943	-	-
Rugby	d	1927	1934	-	1956	-
Northampton	d	-	-	-	-	-
Milton Keynes Central	d	1944	1948	1955	-	2020 2031
Watford Junction	a	-	2019	-	-	2046s
London Euston	a	2029	2039	2043	2058	2108 2127

Special features

Period of operation	LNW					
Crewe	d	1932		1913	1904	2023
Stafford	d	1952		1932	1924	-
Lichfield Trent Valley	d	-		1949	-	-
Tamworth	d	-		1956	-	-
Nuneaton	d	-		2011	2027	-
Rugby	d	2023		2027	-	2056
Northampton	d	-		2048a	-	-
Milton Keynes Central	d	2047	2052		2102	2121 2132
Watford Junction	a	2115s	2119s		2128s	2150s
London Euston	a	2133	2140		2152	2214 2225

Special features

Period of operation	LNW					
Crewe	d	2013	2044		2004	2150
Stafford	d	2032	2103		2024	2208a
Lichfield Trent Valley	d	2049	-	2117	-	
Tamworth	d	2056	-	2124	-	
Nuneaton	d	2111	-	-	-	
Rugby	d	2127	2134	-	2156	2237
Northampton	d	-	-	-	-	-
Milton Keynes Central	d	2151	2157	2203	2220	2303
Watford Junction	a	2224	2231s	2236s	2248s	2335s
London Euston	a	2244	2255	2258	2310	0001

Special features

Period of operation	LNW					
Crewe	d	2204				
Stafford	d	2222a				
Lichfield Trent Valley	d					
Tamworth	d					
Nuneaton	d					
Rugby	d					
Northampton	d					
Milton Keynes Central	d					
Watford Junction	a					
London Euston	a					

Summary of train services Crewe - London

(also showing London NorthWestern Trent Valley line services)

Sundays

Notes: see page 104

Special features

Period of operation

Crewe	d		0841	0849		
Stafford	d		0900	-		
Lichfield Trent Valley	d		-	-	0924	
Tamworth	d		-	-	-	
Nuneaton	d		-	0929	-	
Rugby	d	0900	-	-	-	1004
Northampton	d	-	-	-	-	-
Milton Keynes Central	d	0939	1004	1009	-	1039
Watford Junction	a	1005s	1032s	1036s	1041s	1110s
London Euston	a	1028	1056	1100	1104	1110 1134

Special features

Period of operation

Crewe	d	0915	0943			1015 1037
Stafford	d	0934	-			1034 1056
Lichfield Trent Valley	d	-	-			-
Tamworth	d	-	-			-
Nuneaton	d	-	-			-
Rugby	d	-	1032		1104	-
Northampton	d	-	-		-	-
Milton Keynes Central	d	1044	1108	1117	1139	1148 -
Watford Junction	a	1115s	1143s	-	1206s	-
London Euston	a	1140	1209	1212	1226	1228 1237

Special features

Period of operation

LNW

Crewe	d	0952	1046	1056		1123
Stafford	d	1017	-	-		-
Lichfield Trent Valley	d	1035	-	-		-
Tamworth	d	1042	-	-		-
Nuneaton	d	1057	-	-	1149	-
Rugby	d	1115	1136	-	1200	1204 -
Northampton	d	1141	-	-	-	-
Milton Keynes Central	d	1157	1210	1217	1222	1226 1229
Watford Junction	a	1227	-	-	-	-
London Euston	a	1242	1246	1254	1258	1301 1306

Special features

Period of operation

LNW

Crewe	d	1142	1113		1151	1223
Stafford	d	-	1132		1210	-
Lichfield Trent Valley	d	-	1149		-	-
Tamworth	d	-	1156		-	-
Nuneaton	d	-	1211		-	-
Rugby	d	-	1227		-	1256 -
Northampton	d	-	-		-	-
Milton Keynes Central	d	-	1249	1254	1301	1317 1327
Watford Junction	a	-	-	-	-	1339s -
London Euston	a	1318	1325	1328	1336	1355 1404

Summary of train services Crewe - London

(also showing London NorthWestern Trent Valley line services)

Sundays

Notes: see page 104

Special features

Period of operation	LNW						
Crewe	d	1232	1213	1255		1204	
Stafford	d	1252	1232	1314		1225	
Lichfield Trent Valley	d	-	1249	-		-	
Tamworth	d	-	1256	-		-	
Nuneaton	d	-	1311	-	1343	-	
Rugby	d	-	1327	1334	-	1356	
Northampton	d	-	-	-	-	-	
Milton Keynes Central	d	-	1349	1355	-	1417	
Watford Junction	a	-	-	-	-	1440s	
London Euston	a	1410	1425	1428	1436	1443	1455

Special features

Period of operation	LNW						
Crewe	d	1323	1332	1313	1355		
Stafford	d	-	1352	1332	1414		
Lichfield Trent Valley	d	-	-	1349	-		
Tamworth	d	-	-	1356	-		
Nuneaton	d	-	-	1411	-	1443	
Rugby	d	-	-	1427	1434	-	
Northampton	d	-	-	-	-	-	
Milton Keynes Central	d	1427	-	1448	1455	-	
Watford Junction	a	-	-	-	-	-	
London Euston	a	1504	1510	1525	1528	1536	1542

Special features

Period of operation	LNW						
Crewe	d	1304	1423	1432	1413	1455	
Stafford	d	1324	-	1452	1432	1514	
Lichfield Trent Valley	d	-	-	-	1449	-	
Tamworth	d	-	-	-	1456	-	
Nuneaton	d	-	-	-	1511	-	
Rugby	d	1456	-	-	1527	1534	
Northampton	d	-	-	-	-	-	
Milton Keynes Central	d	1517	1527	-	1548	1555	
Watford Junction	a	1539s	-	-	-	-	
London Euston	a	1556	1604	1610	1625	1629	1636

Special features

Period of operation	LNW						
Crewe	d	1404	1523	1532	1513		
Stafford	d	1424	-	1552	1532		
Lichfield Trent Valley	d	-	-	-	1549		
Tamworth	d	-	-	-	1556		
Nuneaton	d	1543	-	-	-	1611	
Rugby	d	-	1556	-	-	1627	1634
Northampton	d	-	-	-	-	-	
Milton Keynes Central	d	-	1617	1627	-	1649	1655
Watford Junction	a	-	1639s	-	-	-	
London Euston	a	1642	1655	1704	1710	1725	1728

**All direct train services are highlighted
by the route-coloured background**

Special features

Period of operation

Crewe	d	1555	1504		1623	1632
Stafford	d	1614	1524		-	1652
Lichfield Trent Valley	d	-	-		-	-
Tamworth	d	-	-		-	-
Nuneaton	d	-	-	1643	-	-
Rugby	d	-	-	-	1656	-
Northampton	d	-	-	-	-	-
Milton Keynes Central	d	-	-	-	1717	1727
Watford Junction	a	-	-	-	1739s	-
London Euston	a	1736	1739	1742	1755	1804

Special features

Period of operation LNW

Crewe	d	1613		1655	1604	
Stafford	d	1632		1714	1624	
Lichfield Trent Valley	d	1649		-	-	
Tamworth	d	1656		-	-	
Nuneaton	d	1711		-	-	1743
Rugby	d	1727	1734	-	-	1756
Northampton	d	-	-	-	-	-
Milton Keynes Central	d	1749	1755	-	-	1817
Watford Junction	a	-	-	-	-	1839s
London Euston	a	1825	1828	1836	1839	1842

Special features

Period of operation LNW

Crewe	d	1723	1732		1713	
Stafford	d	-	1752		1732	
Lichfield Trent Valley	d	-	-		1749	
Tamworth	d	-	-		1756	
Nuneaton	d	-	-		1811	1843
Rugby	d	-	-		1827	1834
Northampton	d	-	-		-	-
Milton Keynes Central	d	1827	-	1844	1849	1855
Watford Junction	a	-	-	-	-	-
London Euston	a	1904	1910	1918	1925	1928

Special features

Period of operation LNW

Crewe	d	1704	1823	1832	1813	
Stafford	d	1724	-	1852	1832	
Lichfield Trent Valley	d	-	-	-	1849	
Tamworth	d	-	-	-	1856	
Nuneaton	d	-	-	-	1911	1943
Rugby	d	1856	-	-	1927	1934
Northampton	d	-	-	-	-	-
Milton Keynes Central	d	1917	1927	-	1949	1955
Watford Junction	a	1939s	-	-	-	-
London Euston	a	1955	2004	2010	2025	2028

Summary of train services Crewe - London

(also showing London NorthWestern Trent Valley line services)

Sundays

Notes: see page 104

Special features

Period of operation	LNW					
Crewe	d	1804	1923	1932		1913
Stafford	d	1824	-	1952		1932
Lichfield Trent Valley	d	-	-	-	2017	1949
Tamworth	d	-	-	-	-	1956
Nuneaton	d	-	-	-	-	2011
Rugby	d	1956	-	-	2039	2027
Northampton	d	-	-	-	-	2048
Milton Keynes Central	d	2017	2027	-	2045	2103
Watford Junction	a	2039s	-	-	-	2128s
London Euston	a	2054	2104	2114	2131	2147 2153

Special features

Period of operation	LNW					
Crewe	d		1904	2023	2049	2013
Stafford	d		1924	2043	-	2034
Lichfield Trent Valley	d		-	-	-	2051
Tamworth	d		-	-	-	2058
Nuneaton	d	2043	-	-	-	2114
Rugby	d	-	2056	-	-	2129
Northampton	d	-	-	-	-	2154
Milton Keynes Central	d	2116	2121	2137	2154	2205 2211
Watford Junction	a	-	2149s	2211s	2229s	2235s 2253
London Euston	a	2201	2207	2237	2252	2257 2316

Special features

Period of operation	LNW					
Crewe	d	2004		2113	2124	2154
Stafford	d	2024		2131	2143	2214
Lichfield Trent Valley	d	-		2148	2200	-
Tamworth	d	-		2155	2207	-
Nuneaton	d	-		2210	2219	-
Rugby	d	2156	2215	2225	2233	2304 2336
Northampton	d	-	-	2247a	-	2356s
Milton Keynes Central	d	2230	2251		2307	2338 0015s
Watford Junction	a	2302s	2322s		2336s	0008s 0045s
London Euston	a	2322	2342		2355	0028 0104

Notes

- a Arrival time
- d Departure time
- s Stops to set down only

Period of operation and notes

LNW London NorthWestern service

MX Mondays excepted

Useful contact information

Getting a ticket

Go direct and book your tickets on our app or by visiting [avantiwestcoast.co.uk](https://www.avantiwestcoast.co.uk). Here, you'll find tickets for trains without the fees.

Plan your journey

Get up-to-date information at [avantiwestcoast.co.uk](https://www.avantiwestcoast.co.uk).
Otherwise, give [National Rail Enquiries](https://www.nationalrail.gov.uk) a call on [0345 748 4950](tel:03457484950).

Connecting bus services

Visit Traveline at [traveline.info](https://www.traveline.info) for all details of connecting local bus services. If you can't get online, call [0114 221 1282](tel:01142211282).

Lost property

Please tell a member of our team who'll be happy to help.
Alternatively, please call Customer Resolutions on [0345 528 0253](tel:03455280253).

Passenger Assist

If you require a helping hand with your journey, let our Passenger Assist team know by calling [0345 528 0253](tel:03455280253).

Get in touch

If you have any comments about Avanti West Coast services, please let us know by getting in touch with our Customer Resolutions team:

Email: customer.resolutions@avantiwestcoast.co.uk

Post: [FREEPOST](https://www.freepost.co.uk) Avanti West Coast

Telephone: [0345 528 0253](tel:03455280253)

Online

 [@avantiwestcoast](https://twitter.com/avantiwestcoast)

 [Avanti West Coast](https://www.facebook.com/AvantiWestCoast)

We're a member of the Rail Ombudsman. If you've contacted our team and you're unhappy with the final response, or we haven't resolved your complaint within 40 working days, you can contact them by:

Rail Ombudsman Contact details:

Web: www.railombudsman.org

Phone: [0330 094 0362](tel:03300940362)

Textphone: [0330 094 0363](tel:03300940363)

Email: info@railombudsman.org

Twitter: [@RailOmbudsman](https://twitter.com/RailOmbudsman)

Post: [FREEPOST](https://www.freepost.co.uk) – RAIL OMBUDSMAN

Avanti West Coast Routes

