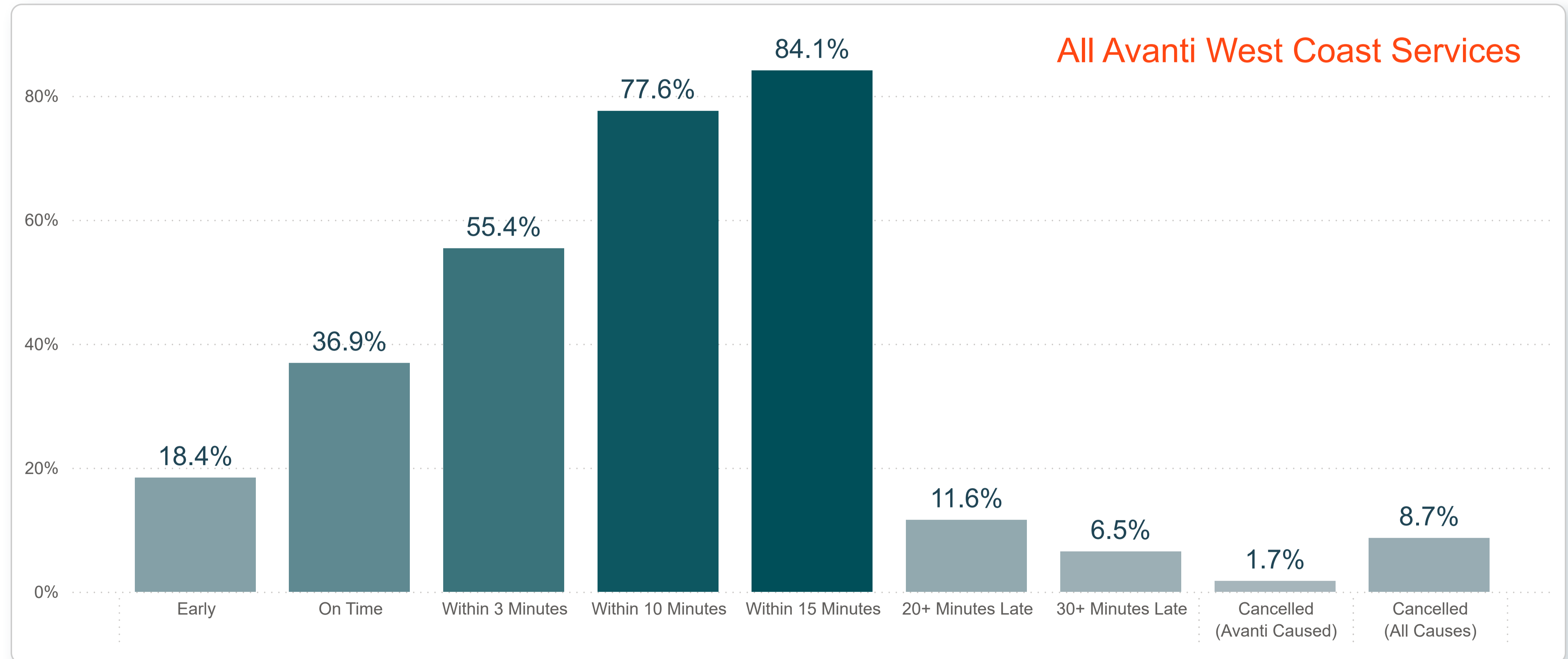


Avanti West Coast Services Punctuality*

*Punctuality is measured as percentage of station stops (origins, arrivals and termini). Cancellations are measured as a percentage of trains planned (includes full and part cancellations).

Period 2702 (03 May 2026 to 30 May 2026)



ARRIVED

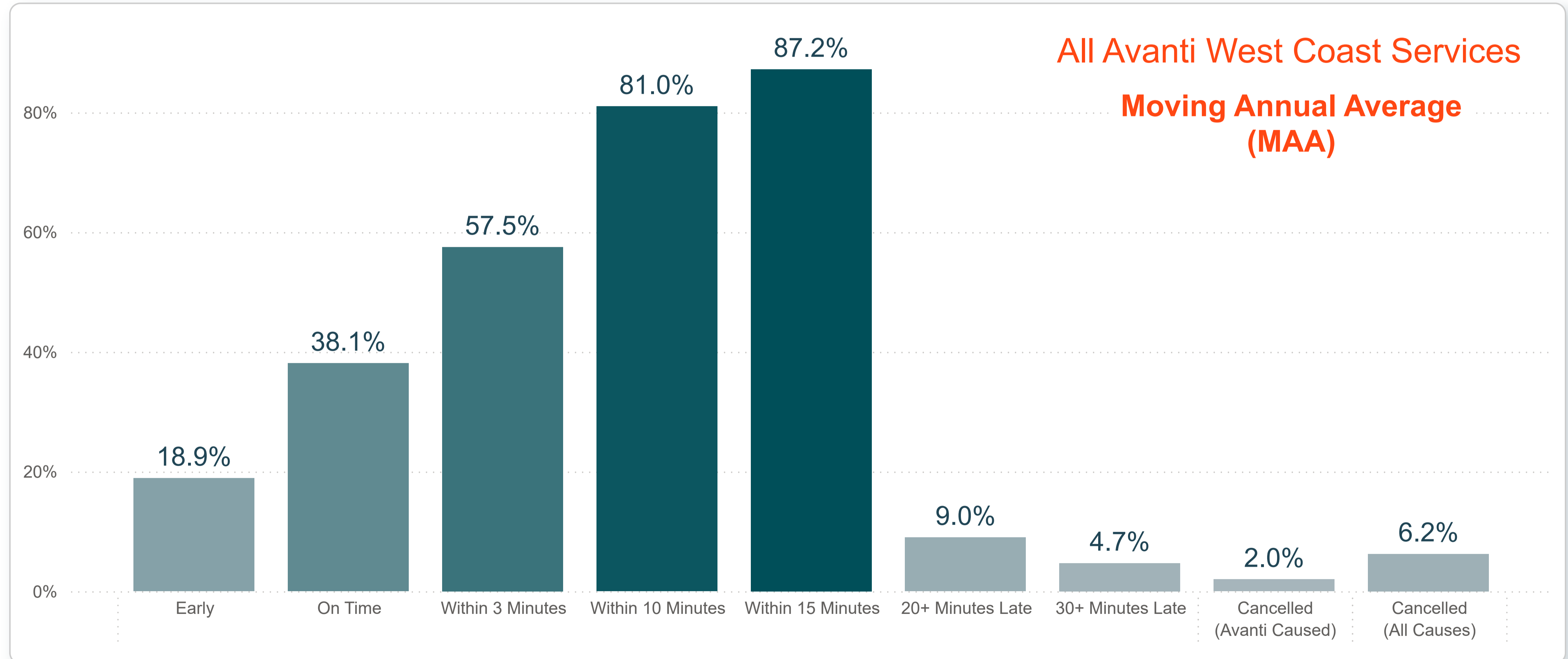
**AVANTI
WEST COAST**



Avanti West Coast Services Punctuality*

*Punctuality is measured as percentage of station stops (origins, arrivals and termini). Cancellations are measured as a percentage of trains planned (includes full and part cancellations).

Period 2702 (03 May 2026 to 30 May 2026)



ARRIVED

**AVANTI
WEST COAST**

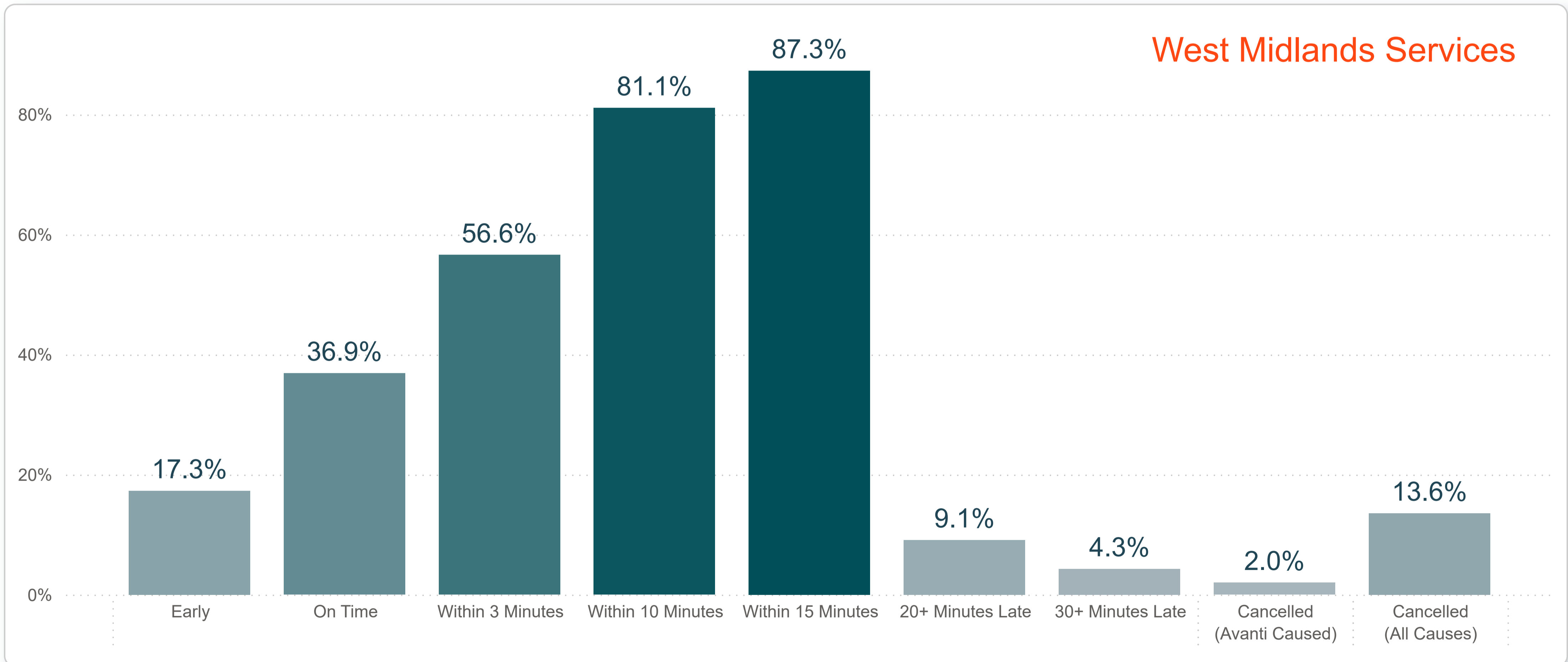


Avanti West Coast Services Punctuality*

*Punctuality is measured as percentage of station stops (origins, arrivals and termini). Cancellations are measured as a percentage of trains planned (includes full and part cancellations).

Period 2702 (03 May 2026 to 30 May 2026)

West Midlands Services



ARRIVED

**AVANTI
WEST COAST**

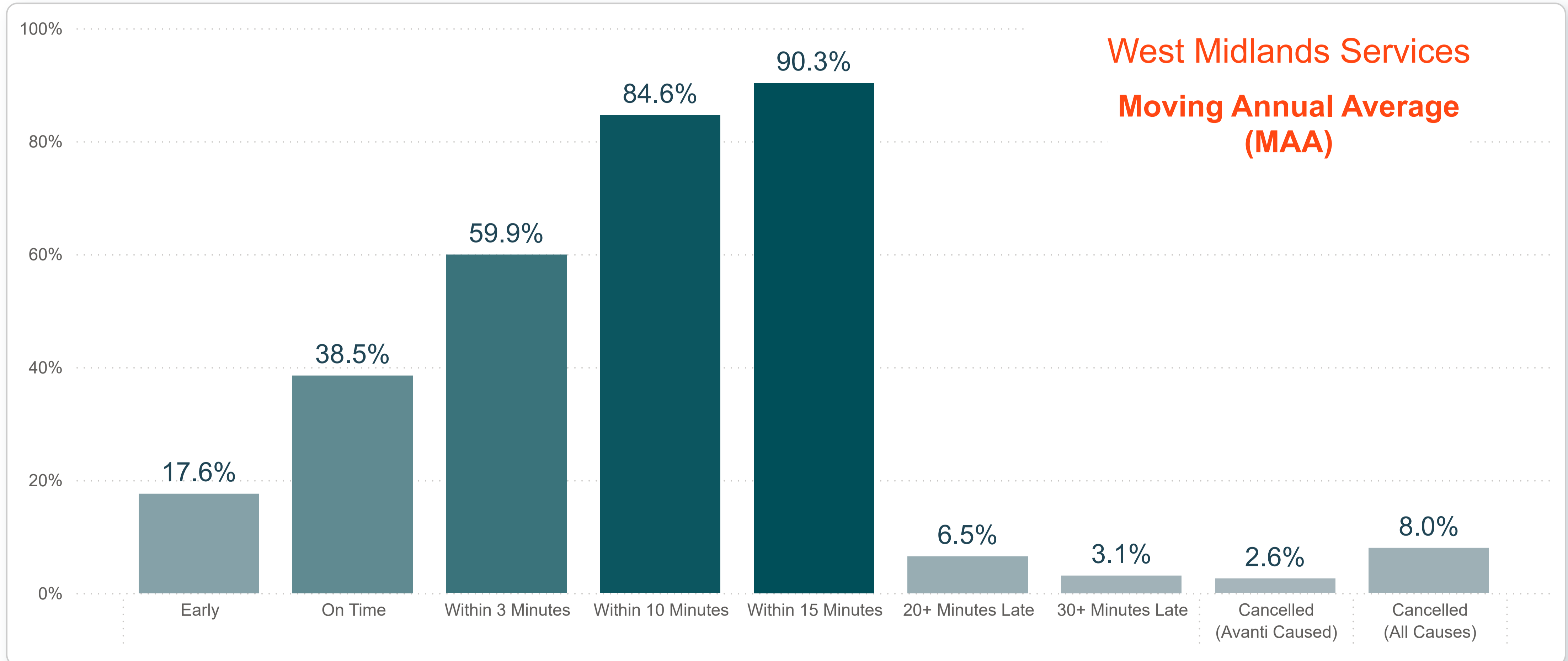


Avanti West Coast Services Punctuality*

*Punctuality is measured as percentage of station stops (origins, arrivals and termini). Cancellations are measured as a percentage of trains planned (includes full and part cancellations).

Period 2702 (03 May 2026 to 30 May 2026)

West Midlands Services
Moving Annual Average
(MAA)



ARRIVED

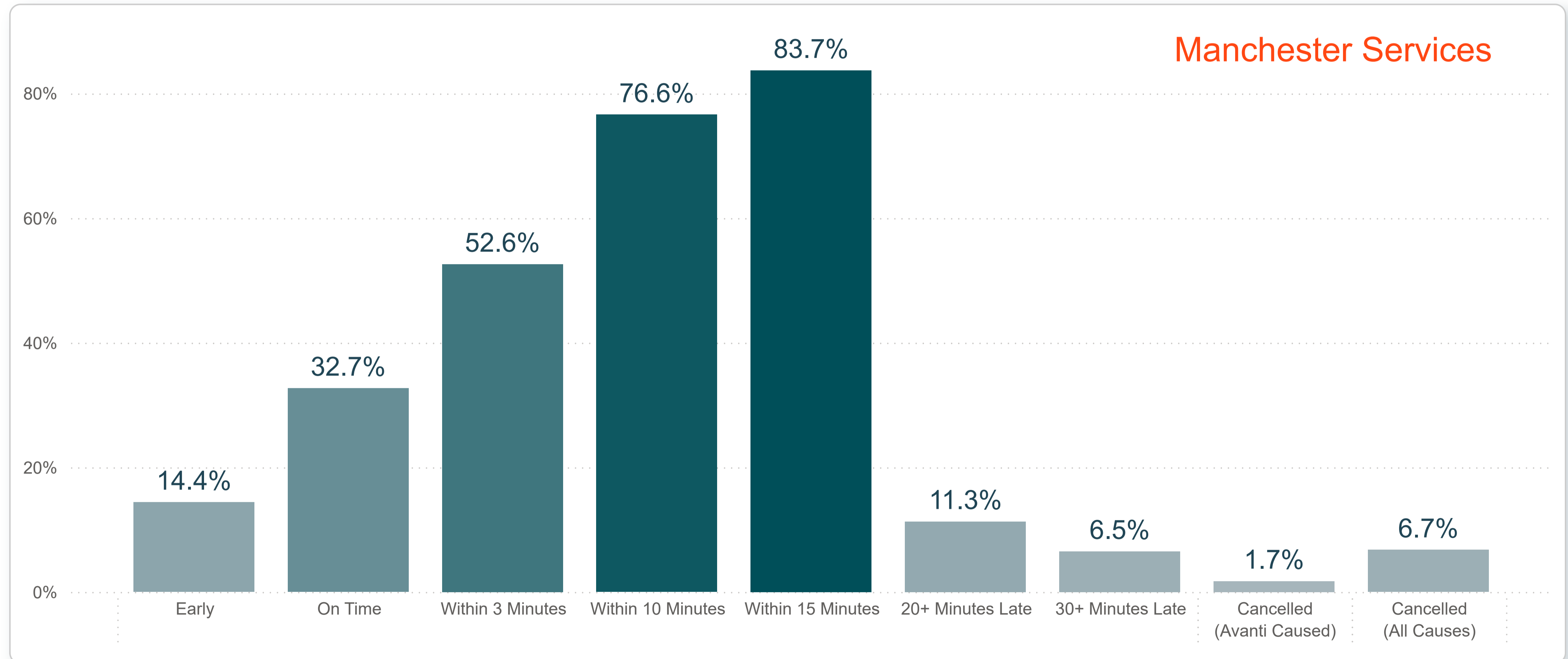
AVANTI
WEST COAST



Avanti West Coast Services Punctuality*

*Punctuality is measured as percentage of station stops (origins, arrivals and termini). Cancellations are measured as a percentage of trains planned (includes full and part cancellations).

Period 2702 (03 May 2026 to 30 May 2026)



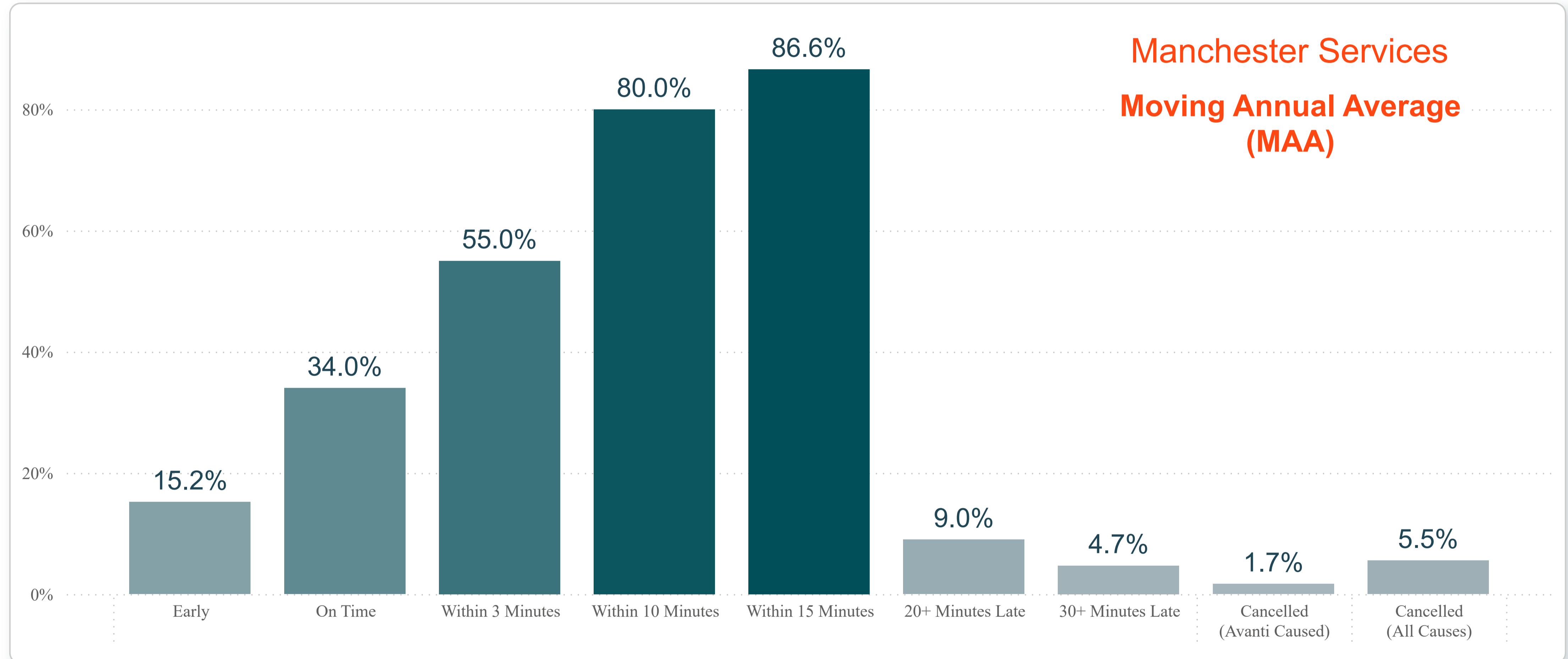
ARRIVED



Avanti West Coast Services Punctuality*

*Punctuality is measured as percentage of station stops (origins, arrivals and termini). Cancellations are measured as a percentage of trains planned (includes full and part cancellations).

Period 2702 (03 May 2026 to 30 May 2026)



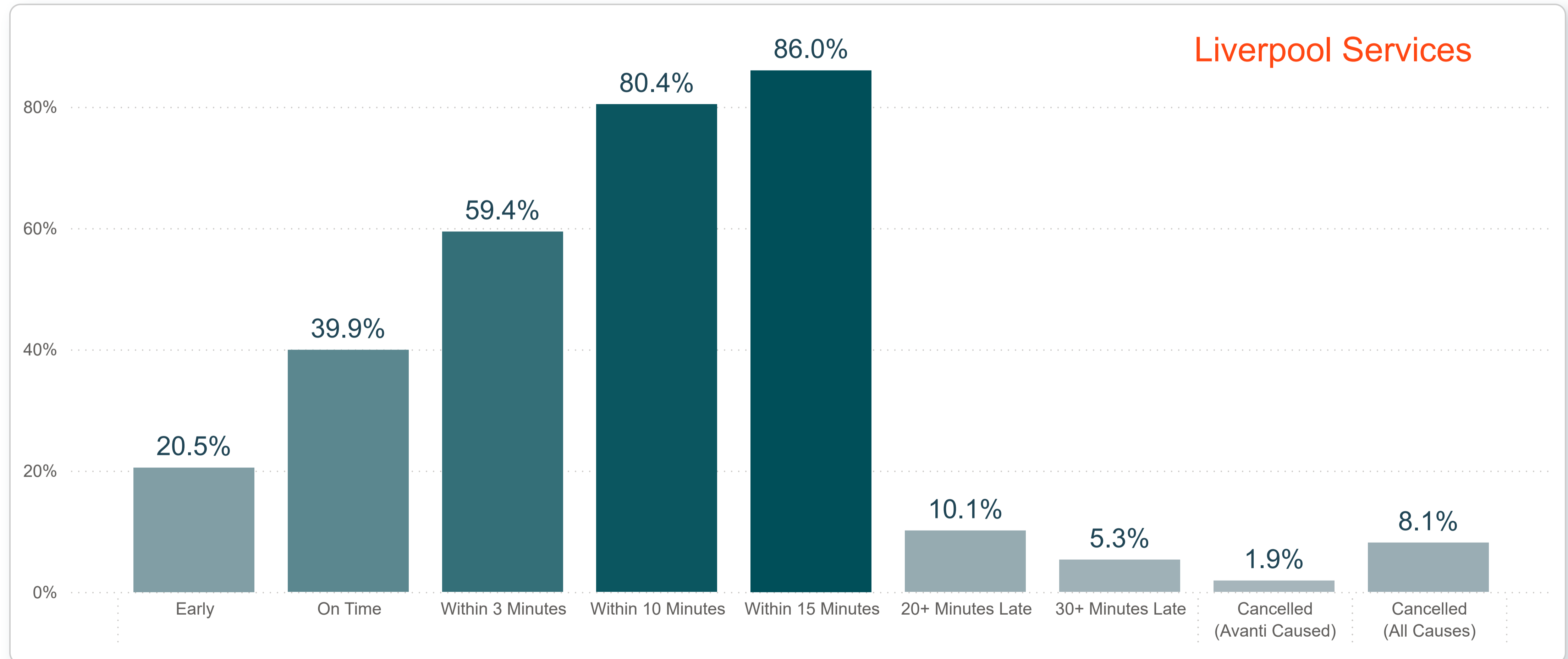
ARRIVED



Avanti West Coast Services Punctuality*

*Punctuality is measured as percentage of station stops (origins, arrivals and termini). Cancellations are measured as a percentage of trains planned (includes full and part cancellations).

Period 2702 (03 May 2026 to 30 May 2026)



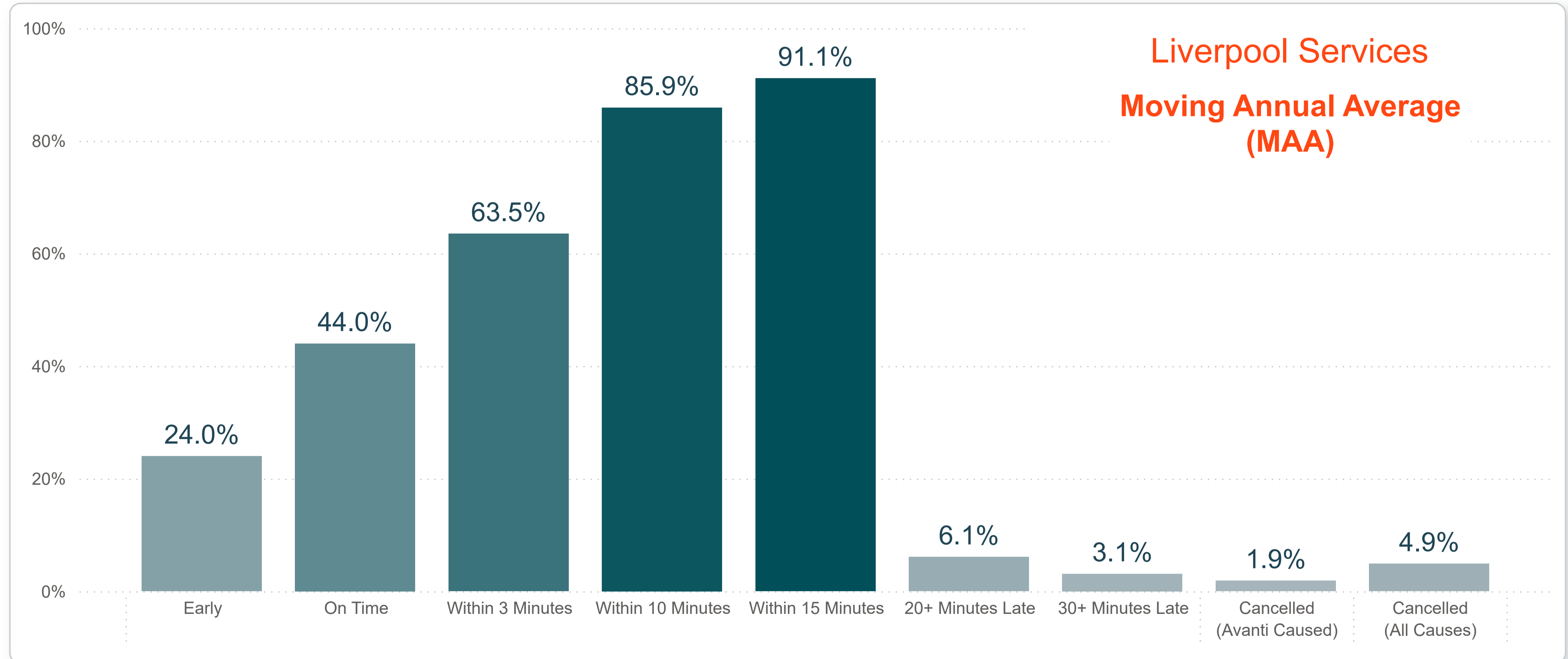
ARRIVED



Avanti West Coast Services Punctuality*

*Punctuality is measured as percentage of station stops (origins, arrivals and termini). Cancellations are measured as a percentage of trains planned (includes full and part cancellations).

Period 2702 (03 May 2026 to 30 May 2026)



ARRIVED

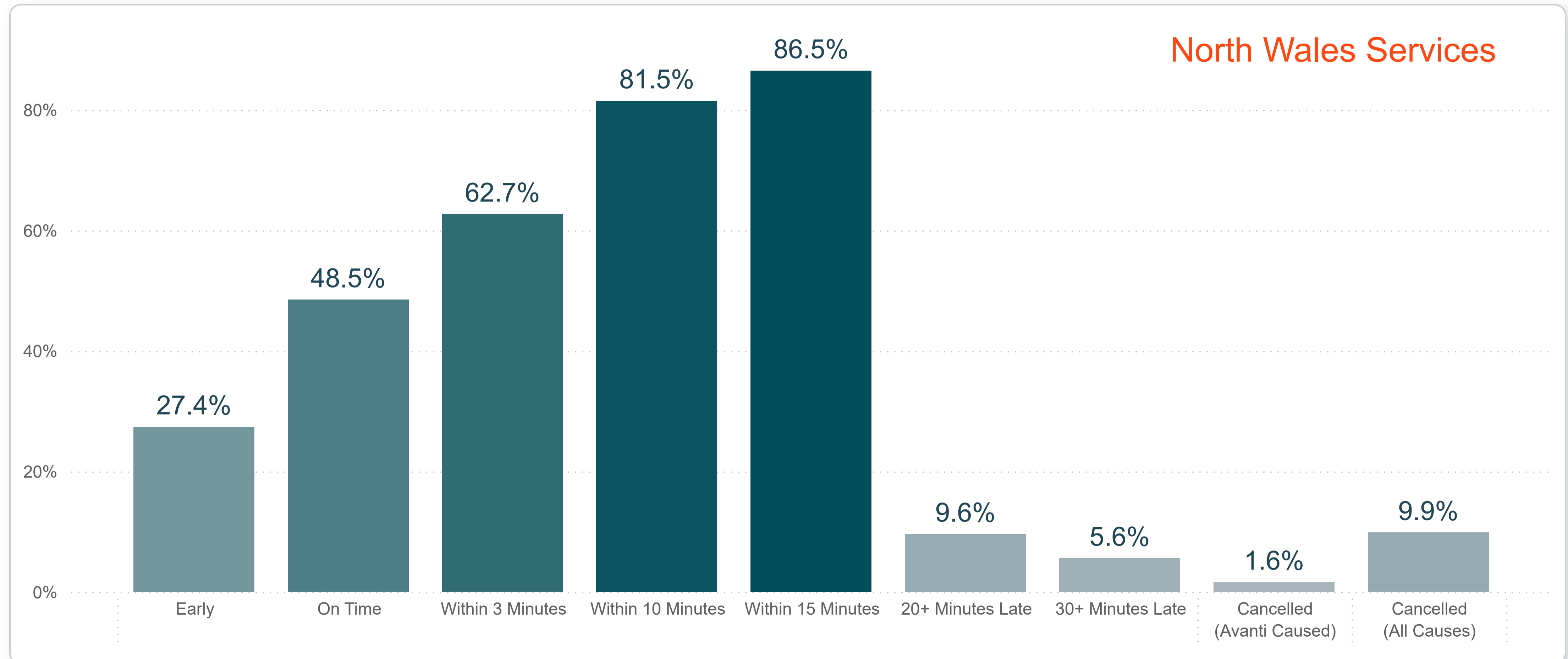
**AVANTI
WEST COAST**



Avanti West Coast Services Punctuality*

*Punctuality is measured as percentage of station stops (origins, arrivals and termini). Cancellations are measured as a percentage of trains planned (includes full and part cancellations).

Period 2702 (03 May 2026 to 30 May 2026)



ARRIVED

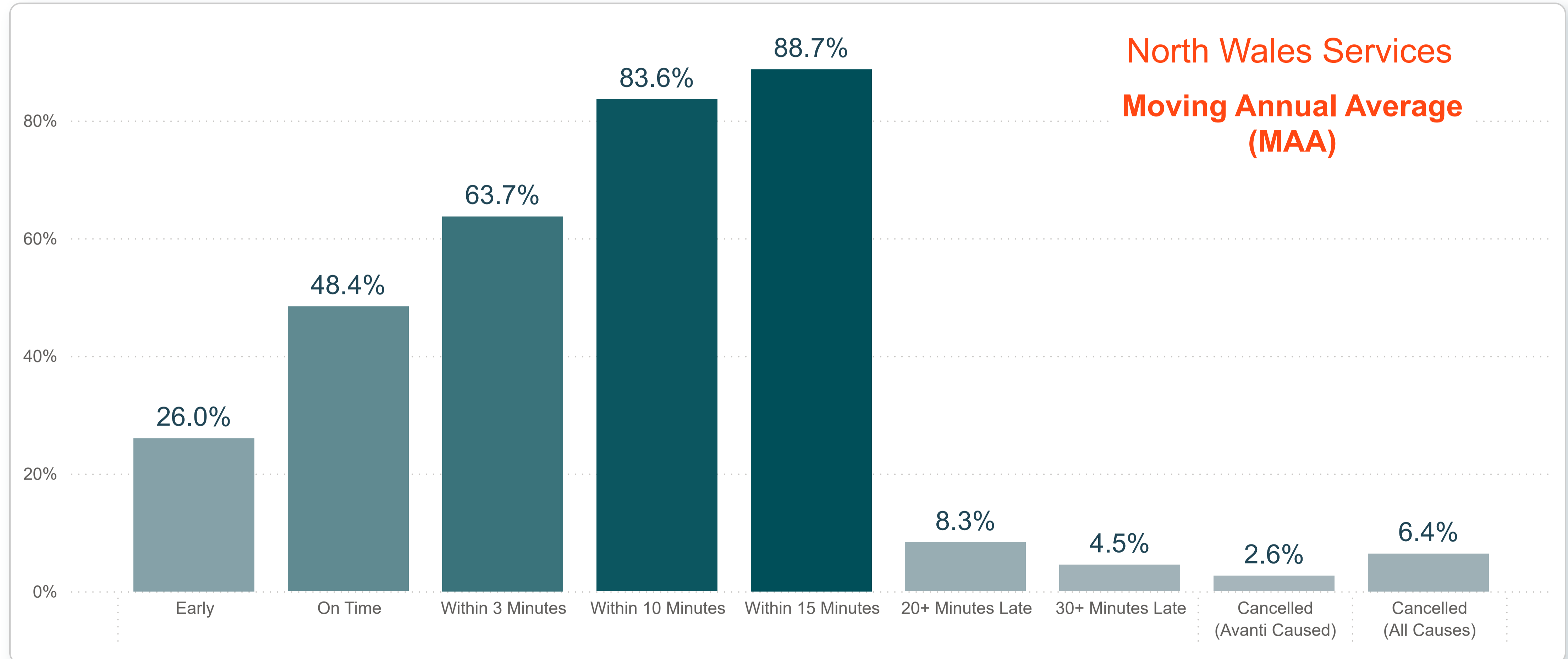
**AVANTI
WEST COAST**



Avanti West Coast Services Punctuality*

*Punctuality is measured as percentage of station stops (origins, arrivals and termini). Cancellations are measured as a percentage of trains planned (includes full and part cancellations).

Period 2702 (03 May 2026 to 30 May 2026)



ARRIVED

**AVANTI
WEST COAST**

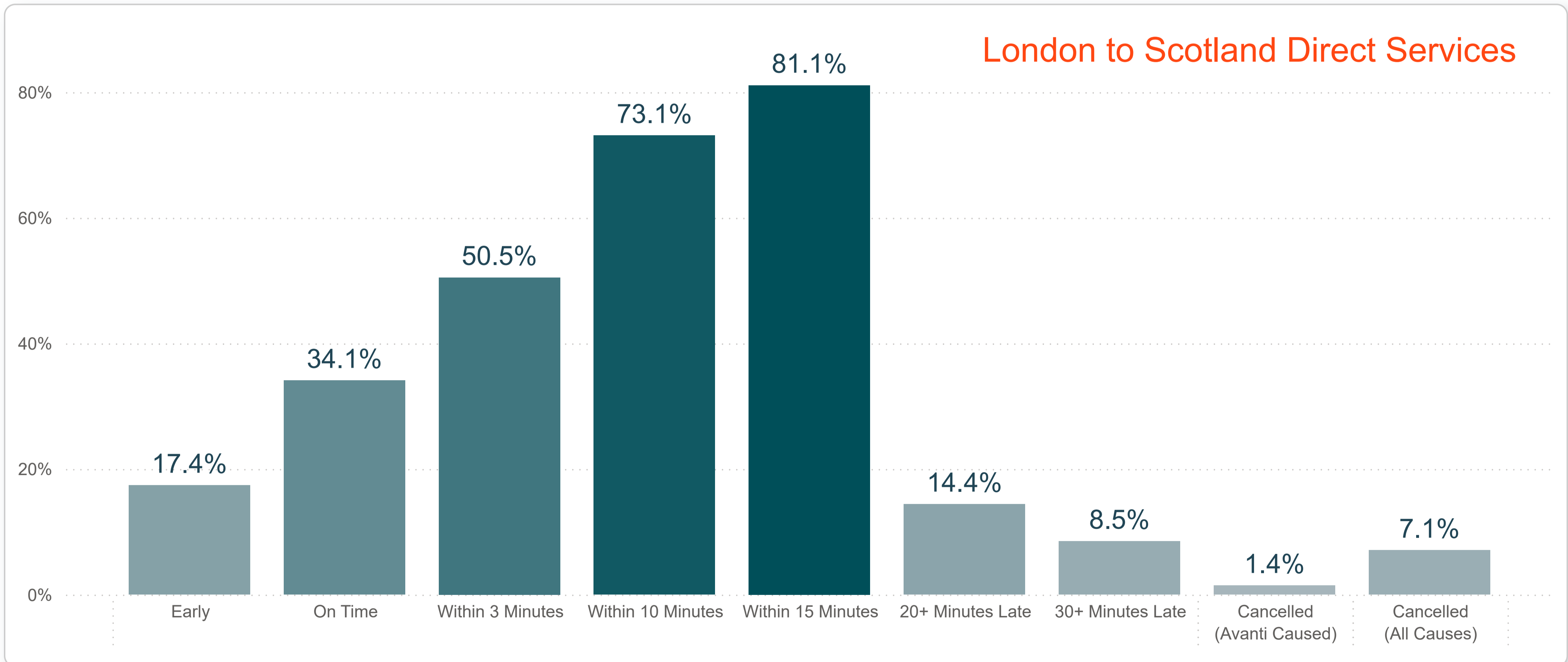


Avanti West Coast Services Punctuality*

*Punctuality is measured as percentage of station stops (origins, arrivals and termini). Cancellations are measured as a percentage of trains planned (includes full and part cancellations).

Period 2702 (03 May 2026 to 30 May 2026)

London to Scotland Direct Services



ARRIVED

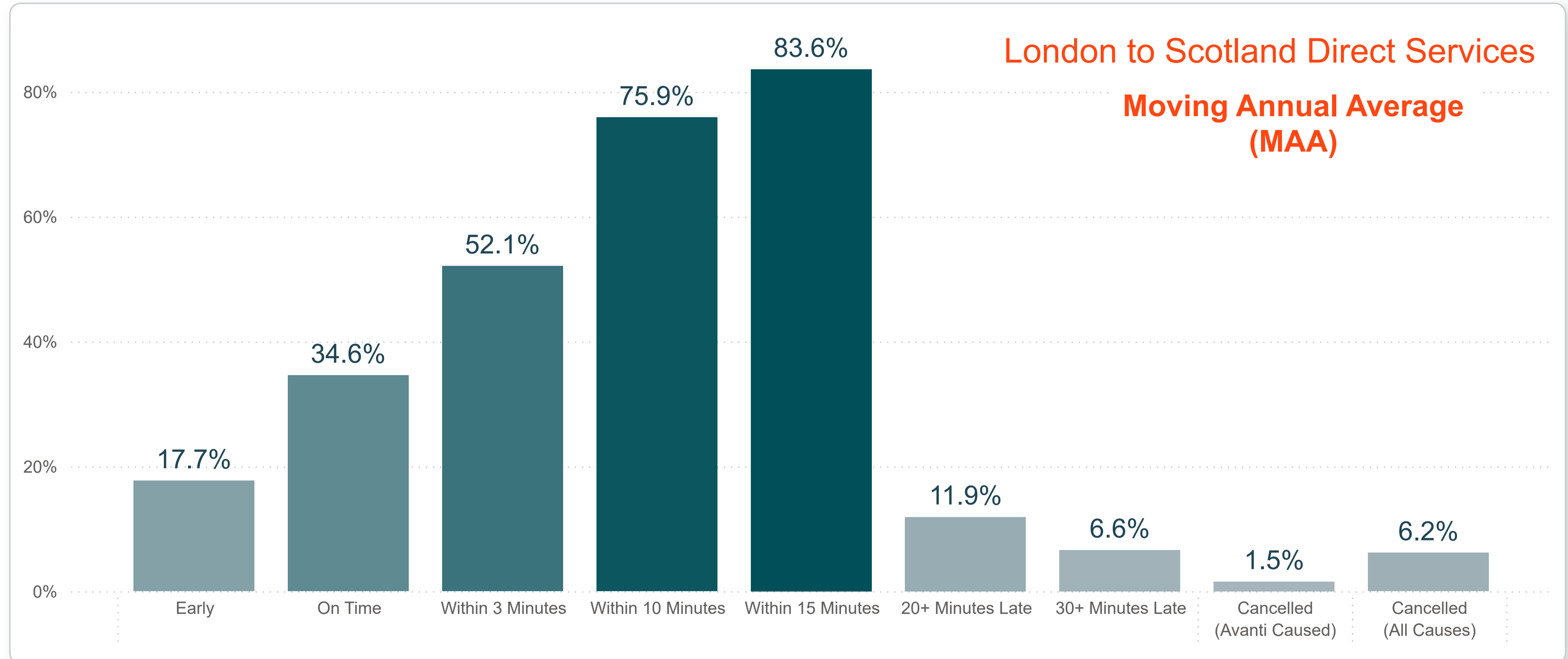
**AVANTI
WEST COAST**



Avanti West Coast Services Punctuality*

*Punctuality is measured as percentage of station stops (origins, arrivals and termini). Cancellations are measured as a percentage of trains planned (includes full and part cancellations).

Period 2702 (03 May 2026 to 30 May 2026)



ARRIVED

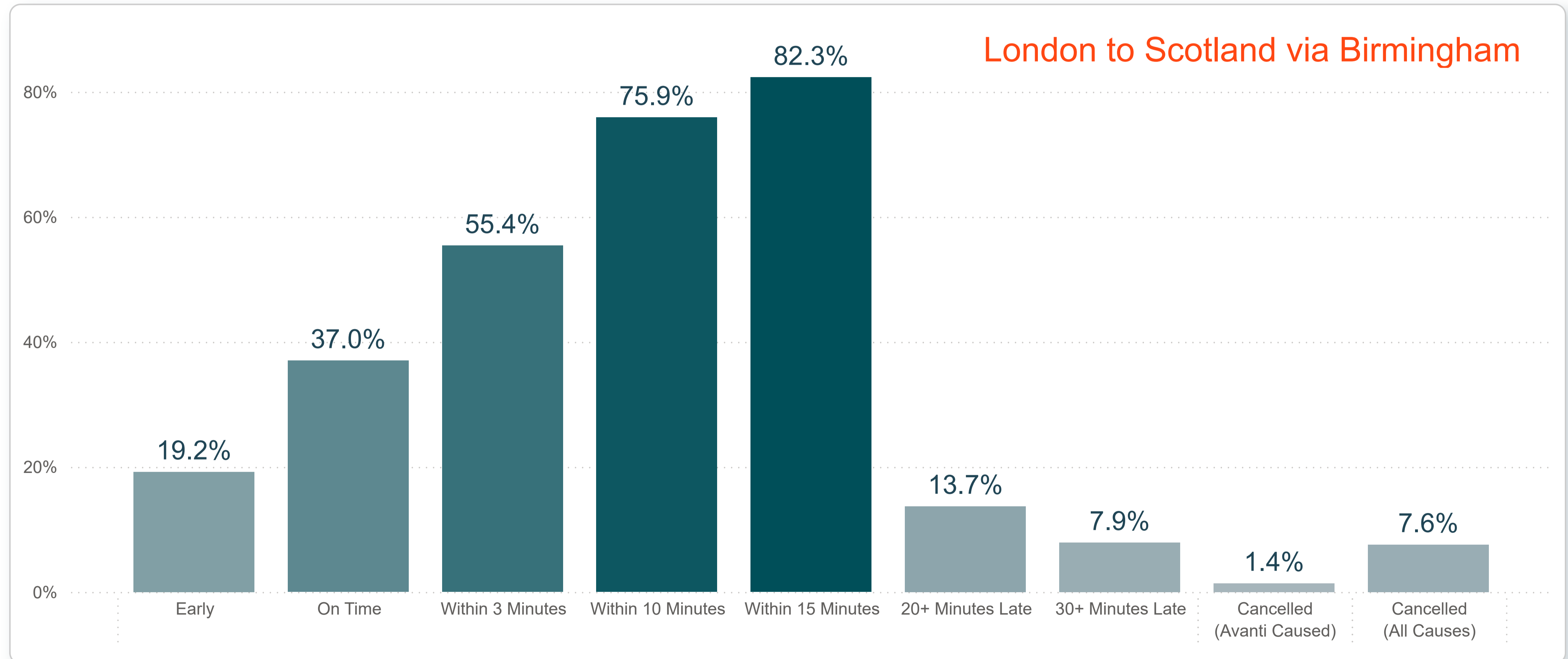
**AVANTI
WEST COAST**



Avanti West Coast Services Punctuality*

*Punctuality is measured as percentage of station stops (origins, arrivals and termini). Cancellations are measured as a percentage of trains planned (includes full and part cancellations).

Period 2702 (03 May 2026 to 30 May 2026)



ARRIVED

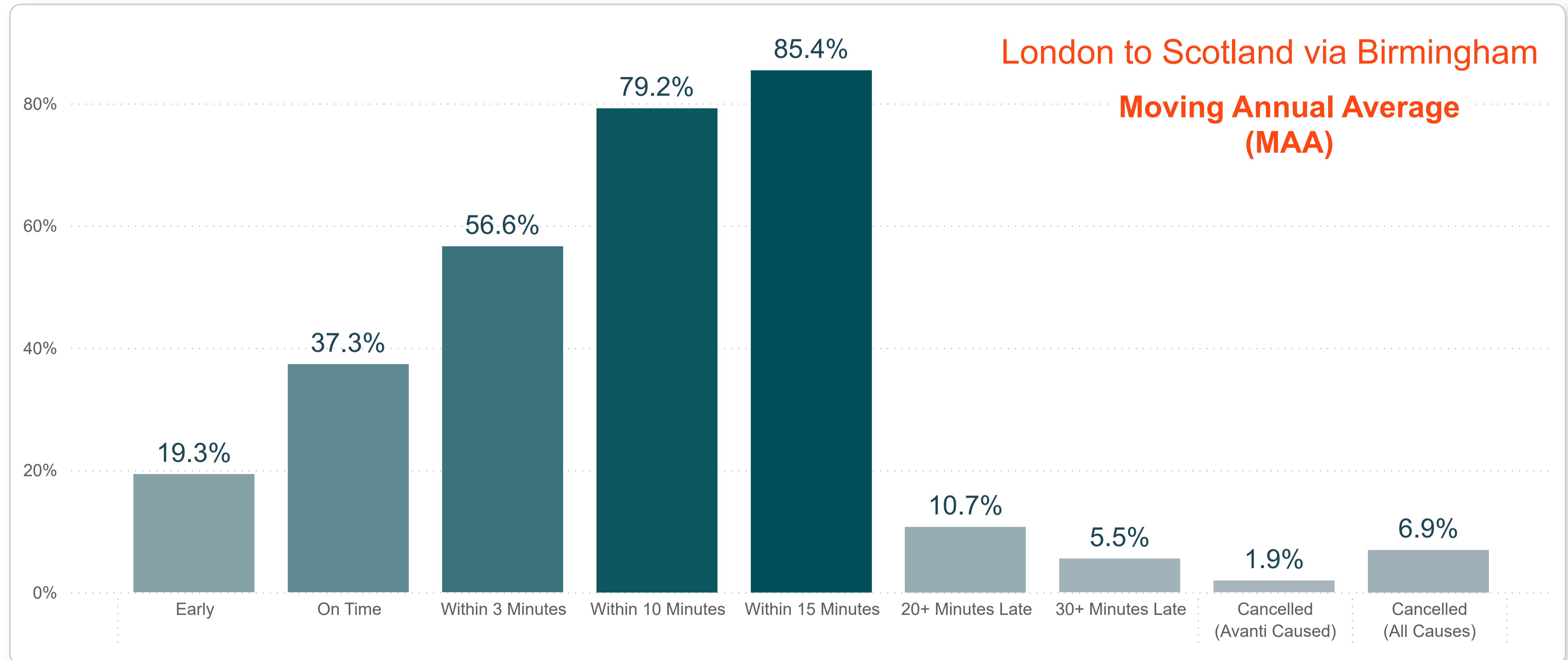
**AVANTI
WEST COAST**



Avanti West Coast Services Punctuality*

*Punctuality is measured as percentage of station stops (origins, arrivals and termini). Cancellations are measured as a percentage of trains planned (includes full and part cancellations).

Period 2702 (03 May 2026 to 30 May 2026)



ARRIVED

**AVANTI
WEST COAST**



Avanti West Coast Services

Period 2702 (03 May 2026 to 30 May 2026)

>= 30 Mins Late at Destination Breakdown
(Number and percentage of trains booked in the period)

Percentage of trains booked MAA
(Moving Annual Average)

Route	30 - 59 minutes late	60 - 119 minutes late	>= 120 minutes late	30 - 59 minutes late %	60 - 119 minutes late %	>= 120 minutes late %	30 - 59 % MAA	60 - 119 % MAA	>= 120 % MAA
▼									
West Midlands	67	8	2	4.6 %	0.5 %	0.1 %	2.7 %	0.6 %	0.1 %
North Wales	38	6	3	5.2 %	0.8 %	0.4 %	4.4 %	0.7 %	0.1 %
Manchester	185	49	9	7.6 %	2.0 %	0.4 %	5.8 %	1.3 %	0.2 %
London to Scotland via Birmingham	66	15	7	7.0 %	1.6 %	0.7 %	5.6 %	1.1 %	0.1 %
London to Scotland Direct	93	25	3	10.3 %	2.8 %	0.3 %	7.2 %	2.1 %	0.3 %
Liverpool	90	24	4	6.3 %	1.7 %	0.3 %	3.6 %	1.0 %	0.1 %

	30 - 59 minutes late	60 - 119 minutes late	>= 120 minutes late	30 - 59 minutes late %	60 - 119 minutes late %	>= 120 minutes late %	30 - 59 % MAA	60 - 119 % MAA	>= 120 % MAA
All Avanti West Coast Services	539	127	28	41.0 %	9.4 %	2.2 %	29.3 %	6.8 %	0.9 %

Avanti West Coast Services

Period 2702 (03 May 2026 to 30 May 2026)

* Full cancellations are trains that ran less than half booked mileage, counting as 1 cancellation. Part cancellations are trains that ran more than half booked mileage but did not call at all booked stations, counting as 0.5 cancellations.

~ Pre-cancellations, also known as P-coded cancellations, refer to planned cancellations made to passenger services before 22:00 on the day prior to operation, due to the availability of train operator staff or rolling stock, Network Rail staff or infrastructure, or severe weather (among other causes). They are included in a revised timetable, and therefore may not appear in on the day cancellations figures.

On the Day Cancellations

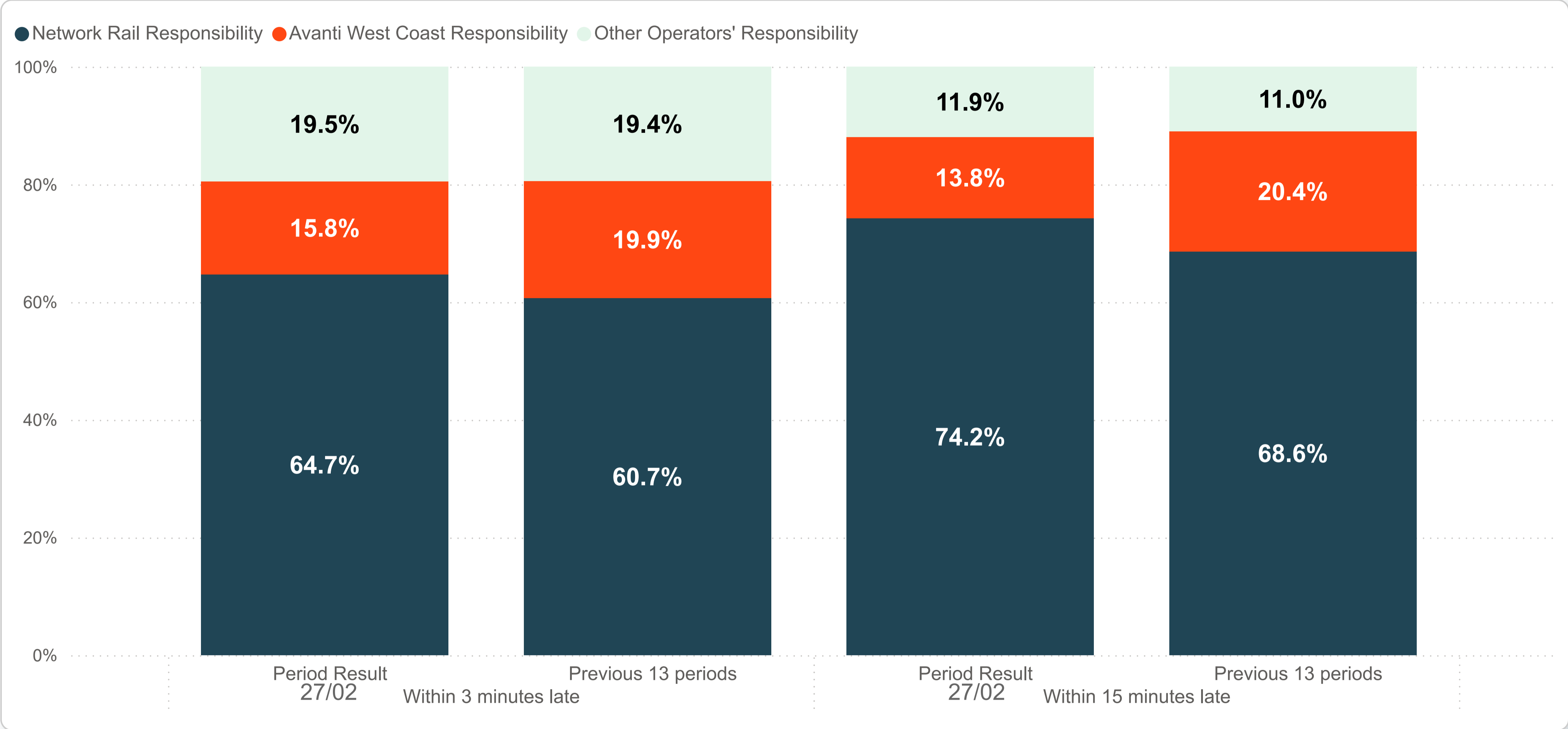
Services Removed from the Plan
(Pre-cancellations/P-coded ~)

Route	Full Cancellations* AWC Responsibility	Part Cancellations* AWC Responsibility	Trains Cancelled* AWC Responsibility %	Full Cancellations* All Responsibility	Part Cancellations* All Responsibility	Trains Cancelled* All Responsibility %	Trains Planned	Fully Removed	Partially Removed
▼ West Midlands	27	5	2.0 %	167	64	13.6 %	1467	0	0
North Wales	7	10	1.6 %	50	45	9.9 %	735	0	0
Manchester	41	2	1.7 %	146	36	6.7 %	2430	0	0
London to Scotland via Birmingham	7	12	1.4 %	42	59	7.6 %	945	0	0
London to Scotland Direct	11	4	1.4 %	46	35	7.1 %	899	0	0
Liverpool	17	19	1.9 %	93	45	8.1 %	1423	0	0

	Full Cancellations* AWC Responsibility	Part Cancellations* AWC Responsibility	Trains Cancelled* AWC Responsibility %	Full Cancellations* All Responsibility	Part Cancellations* All Responsibility	Trains Cancelled* All Responsibility %	Trains Planned	Fully Removed	Partially Removed
All Avanti West Coast Services	110	52	1.72 %	544	284	8.69 %	7899	0	0

Responsibility for attributed punctuality failures at every recordable station stop within 3 or 15 minutes

Comparison of Period 27/02 to the Moving Annual Average



Avanti West Coast Services

Period 2702 (03 May 2026 to 30 May 2026)

Cancellations measured as percentage of trains planned (includes full and part cancellations). Full cancellations are trains that ran less than half booked mileage, counting as 1 cancellation. Part cancellations are trains that ran more than half booked mileage but did not call at all booked stations, counting as 0.5 cancellations

Punctuality measured as percentage of station stops (origins, arrivals and termini).

Short Formations % = Percentage of trains ran which had less capacity versus the declared plan. Services cancelled are excluded.

Cancellations

Punctuality at All Stations

Late at Destination

Short Formation

Route	Trains Cancelled* All Responsibility %	Trains Cancelled* AWC Responsibility %	Early	On Time	Within 3 minutes	Within 15 minutes	Within 30 - 59 Minutes Late	Within 60 - 119 Minutes Late	More than 119 Minutes Late	Shortformed Services	Short Formation %
▲ Liverpool	8.1 %	1.9 %	20.5 %	39.9 %	59.4 %	86.0 %	6.3 %	1.7 %	0.3 %	13	1.6 %
London to Scotland Direct	7.1 %	1.4 %	17.4 %	34.1 %	50.5 %	81.1 %	10.3 %	2.8 %	0.3 %	3	0.5 %
London to Scotland via Birmingham	7.6 %	1.4 %	19.2 %	37.0 %	55.4 %	82.3 %	7.0 %	1.6 %	0.7 %	8	1.5 %
Manchester	6.7 %	1.7 %	14.4 %	32.7 %	52.6 %	83.7 %	7.6 %	2.0 %	0.4 %	4	0.4 %
North Wales	9.9 %	1.6 %	27.4 %	48.5 %	62.7 %	86.5 %	5.2 %	0.8 %	0.4 %	0	0.0 %
West Midlands	13.6 %	2.0 %	17.3 %	36.9 %	56.6 %	87.3 %	4.6 %	0.5 %	0.1 %	31	3.2 %

	Trains Cancelled* All Responsibility %	Trains Cancelled* AWC Responsibility %	Early	On Time	Within 3 minutes	Within 15 minutes	Within 30 - 59 Minutes Late%	Within 60 - 119 Minutes Late	More than 119 Minutes Late	Shortformed Services	Short Formation %
All Avanti West Coast Services	8.69 %	1.72 %	18.4 %	36.9 %	55.4 %	84.1 %	6.8 %	1.6 %	0.4 %	59	7.2 %