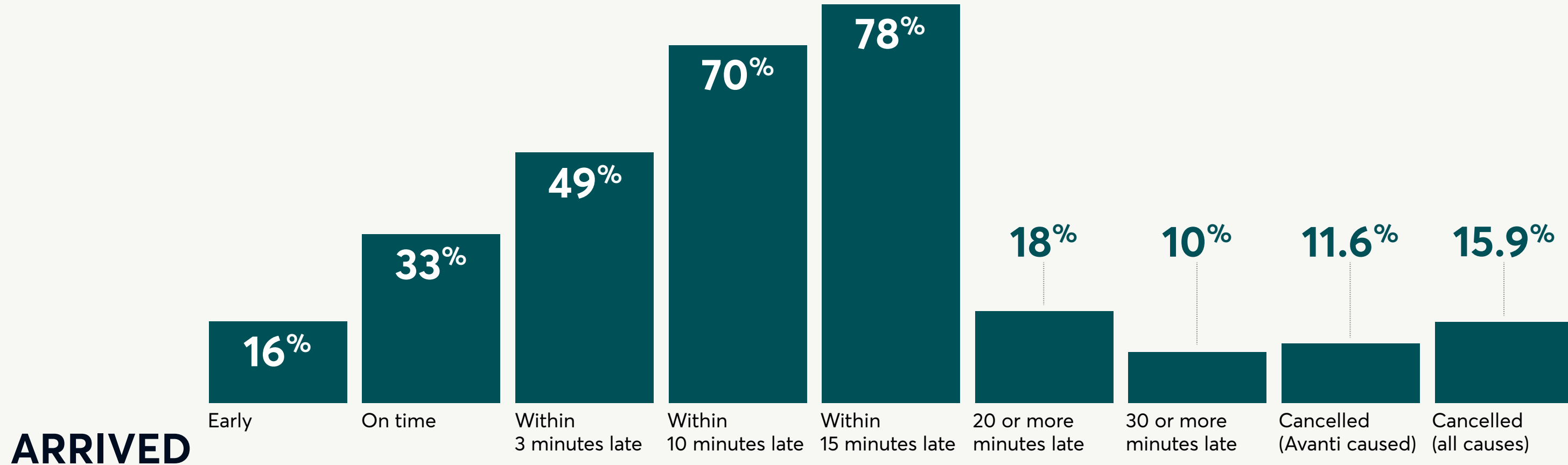


Avanti West Coast West Midlands Services punctuality*

Period 2310 / 11 December 2022 – 7 January 2023

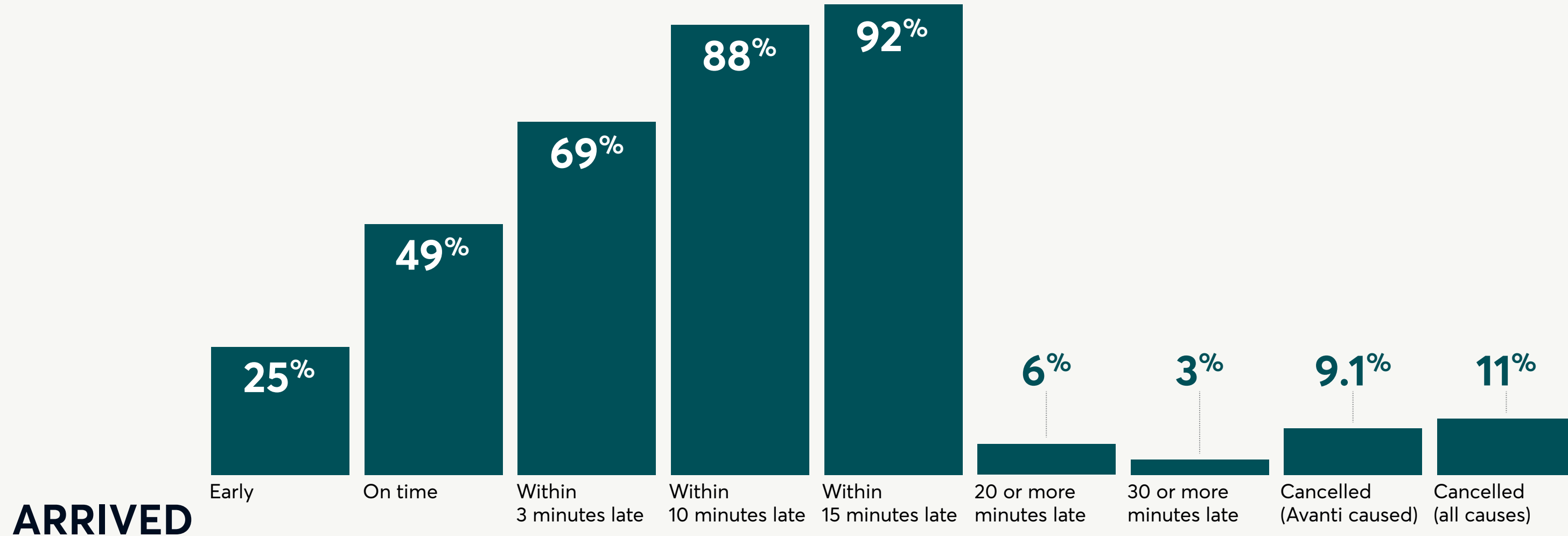
*Punctuality measured as percentage of station stops (origins, arrivals and termini), cancellations measured as percentage of trains planned (includes full and part cancellations)



Avanti West Coast West Midlands Services punctuality*

2310 Moving Annual Average / 9 January 2022 – 7 January 2023

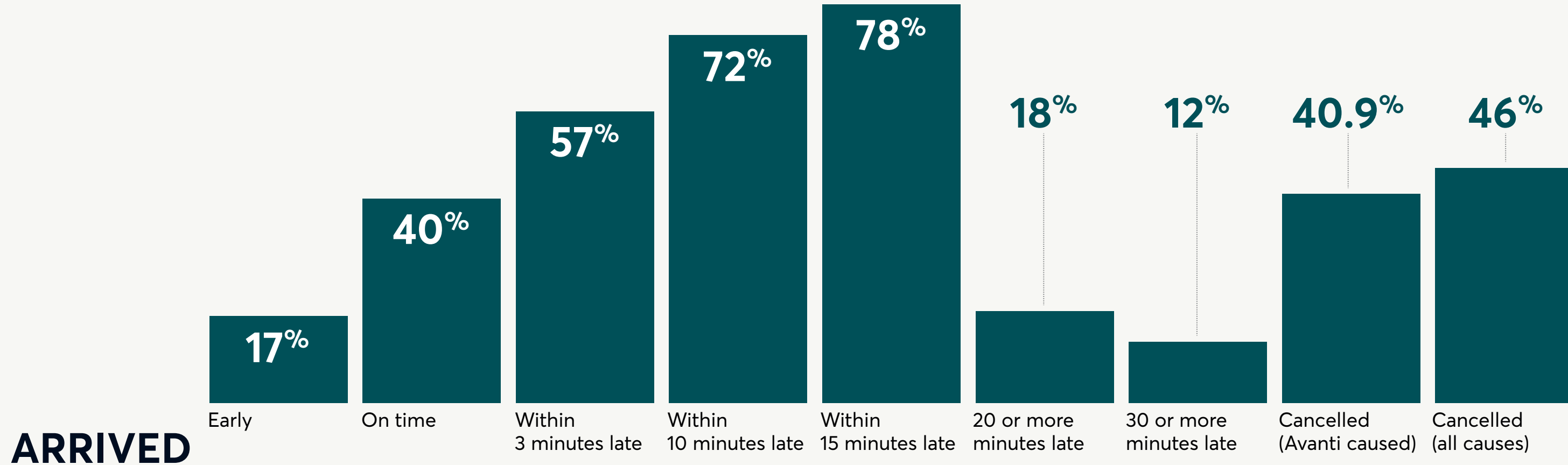
*Punctuality measured as percentage of station stops (origins, arrivals and termini), cancellations measured as percentage of trains planned (includes full and part cancellations)



Avanti West Coast North Wales Services punctuality*

Period 2310 / 11 December 2022 – 7 January 2023

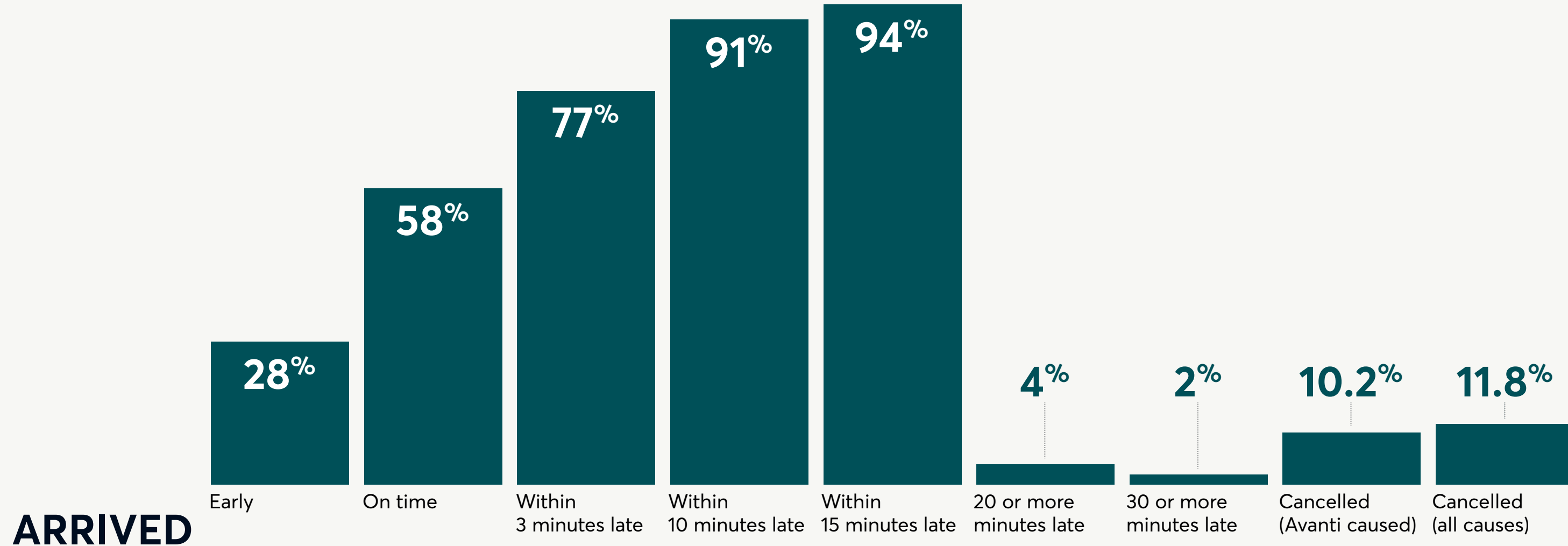
*Punctuality measured as percentage of station stops (origins, arrivals and termini), cancellations measured as percentage of trains planned (includes full and part cancellations)



Avanti West Coast North Wales Services punctuality*

2310 Moving Annual Average / 9 January 2022 – 7 January 2023

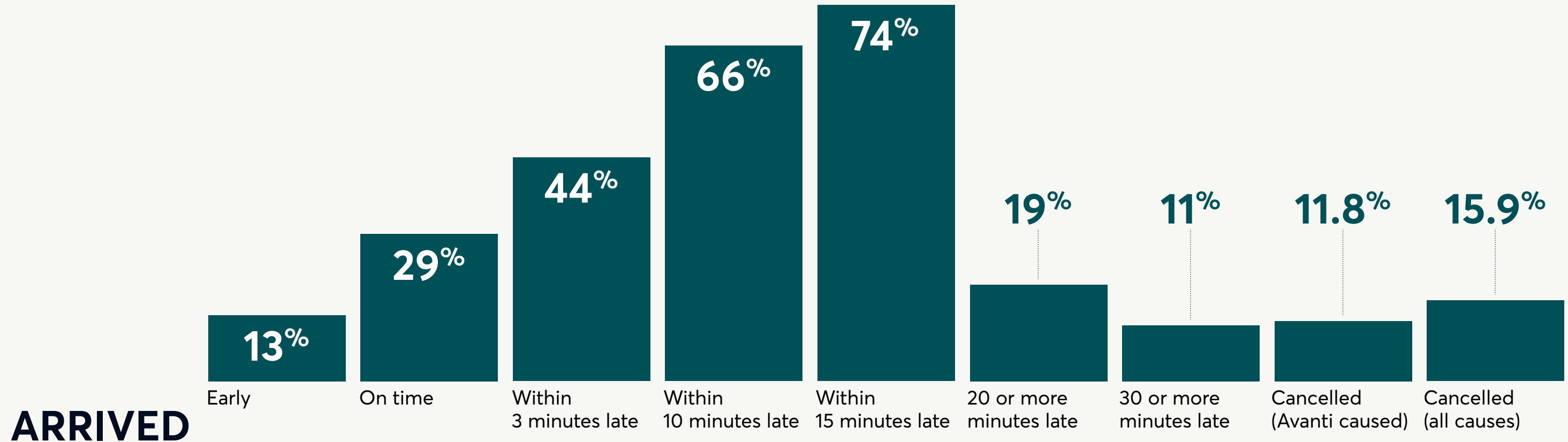
*Punctuality measured as percentage of station stops (origins, arrivals and termini), cancellations measured as percentage of trains planned (includes full and part cancellations)



Avanti West Coast Manchester Services punctuality*

Period 2310 / 11 December 2022 – 7 January 2023

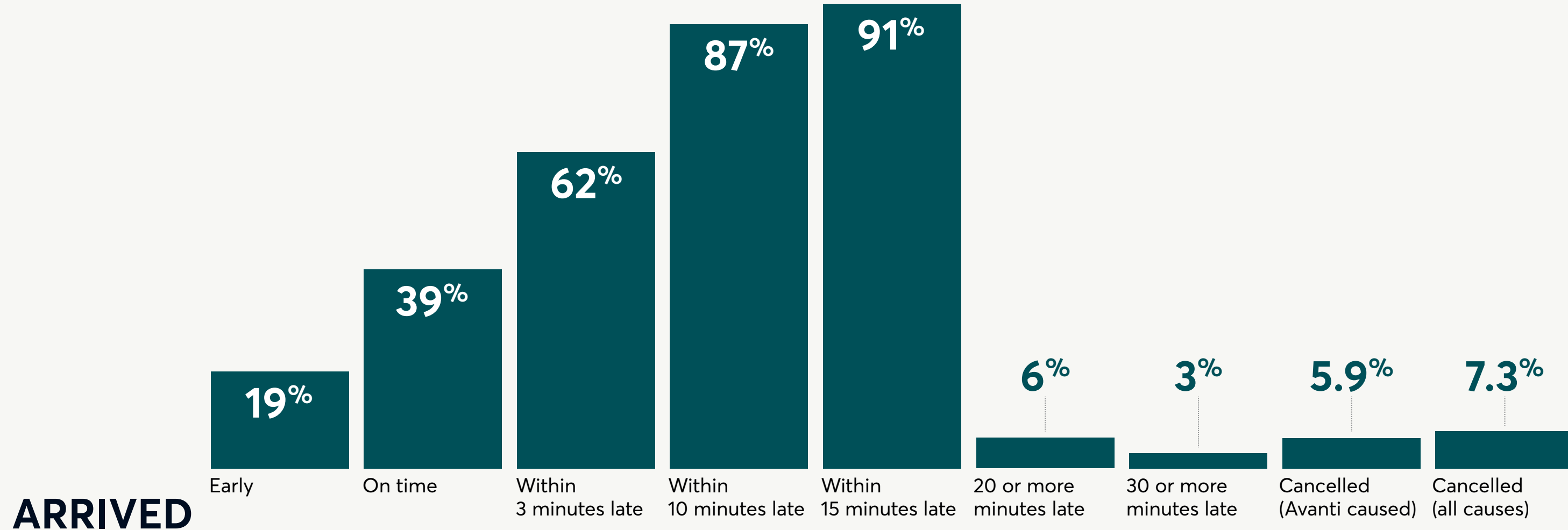
*Punctuality measured as percentage of station stops (origins, arrivals and termini), cancellations measured as percentage of trains planned (includes full and part cancellations)



Avanti West Coast Manchester Services punctuality*

2310 Moving Annual Average / 9 January 2022 – 7 January 2023

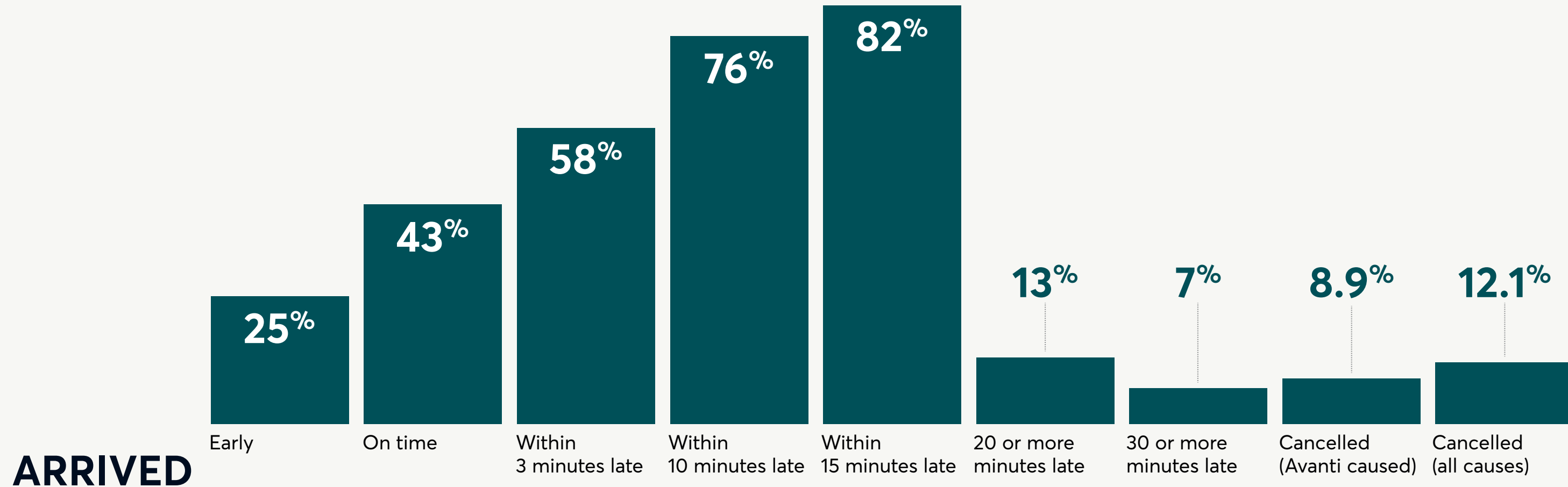
*Punctuality measured as percentage of station stops (origins, arrivals and termini), cancellations measured as percentage of trains planned (includes full and part cancellations)



Avanti West Coast Liverpool Services punctuality*

Period 2310 / 11 December 2022 – 7 January 2023

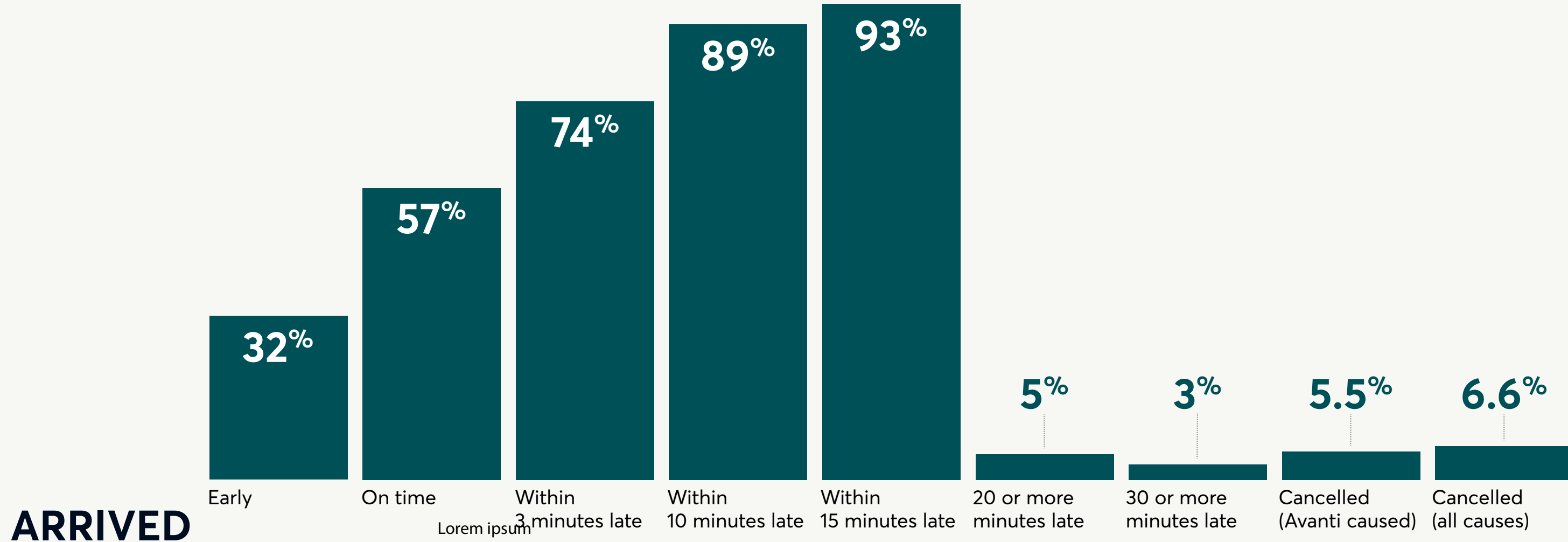
*Punctuality measured as percentage of station stops (origins, arrivals and termini), cancellations measured as percentage of trains planned (includes full and part cancellations)



Avanti West Coast Liverpool Services punctuality*

2310 Moving Annual Average / 9 January 2022 – 7 January 2023

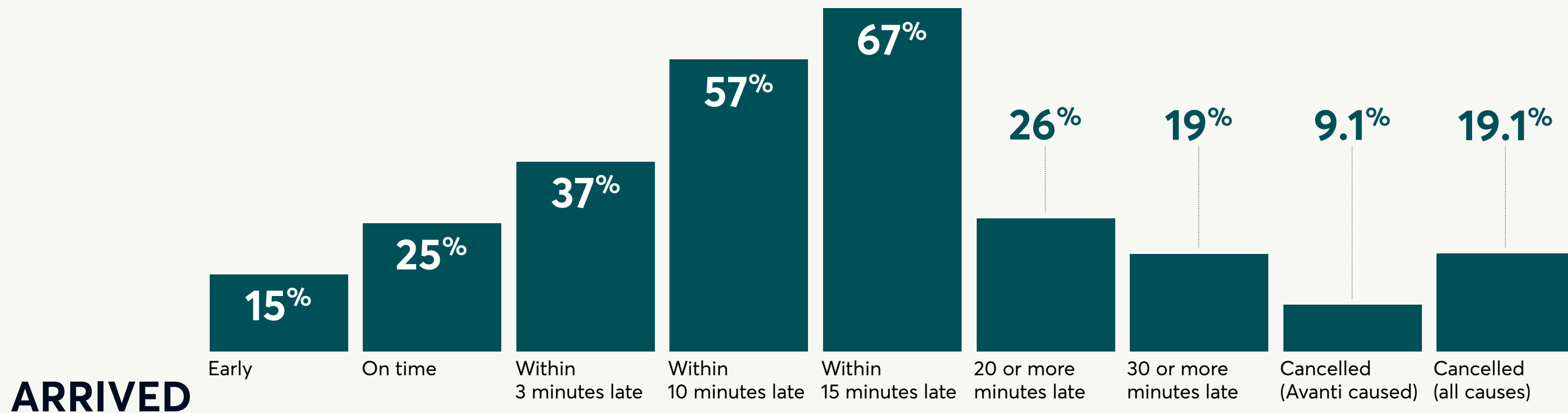
*Punctuality measured as percentage of station stops (origins, arrivals and termini), cancellations measured as percentage of trains planned (includes full and part cancellations)



Avanti West Coast London - Scotland Direct Services punctuality*

Period 2310 / 11 December 2022 – 7 January 2023

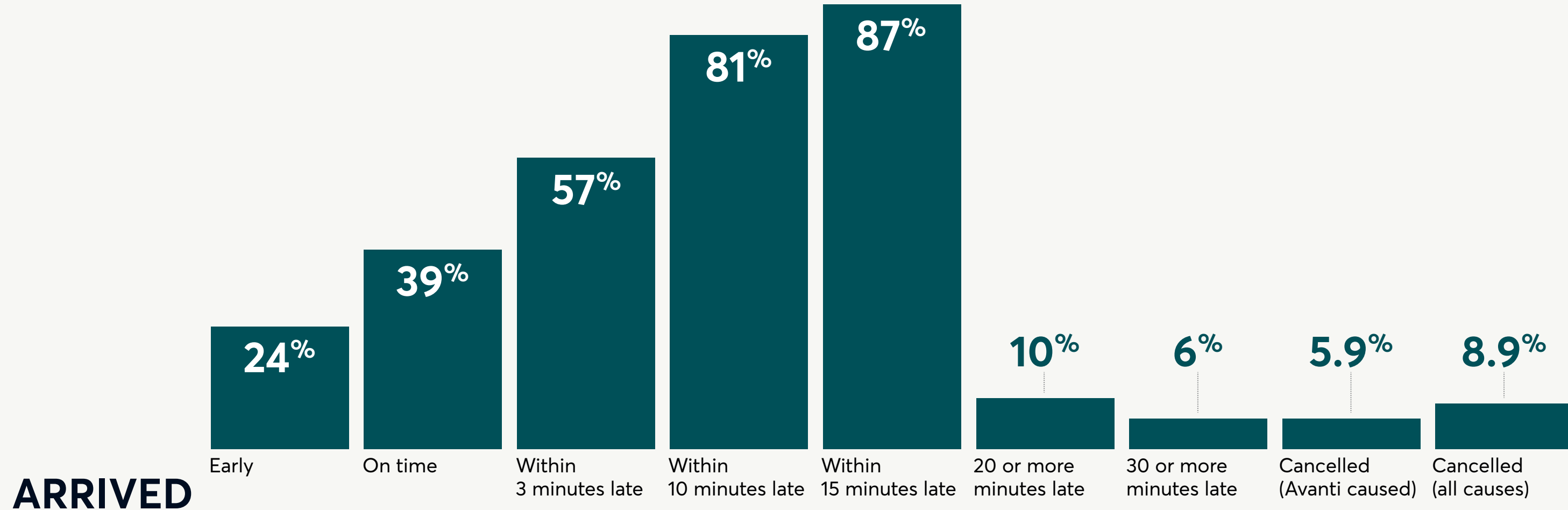
*Punctuality measured as percentage of station stops (origins, arrivals and termini), cancellations measured as percentage of trains planned (includes full and part cancellations)



Avanti West Coast London - Scotland Direct Services punctuality*

2310 Moving Annual Average / 9 January 2022 – 7 January 2023

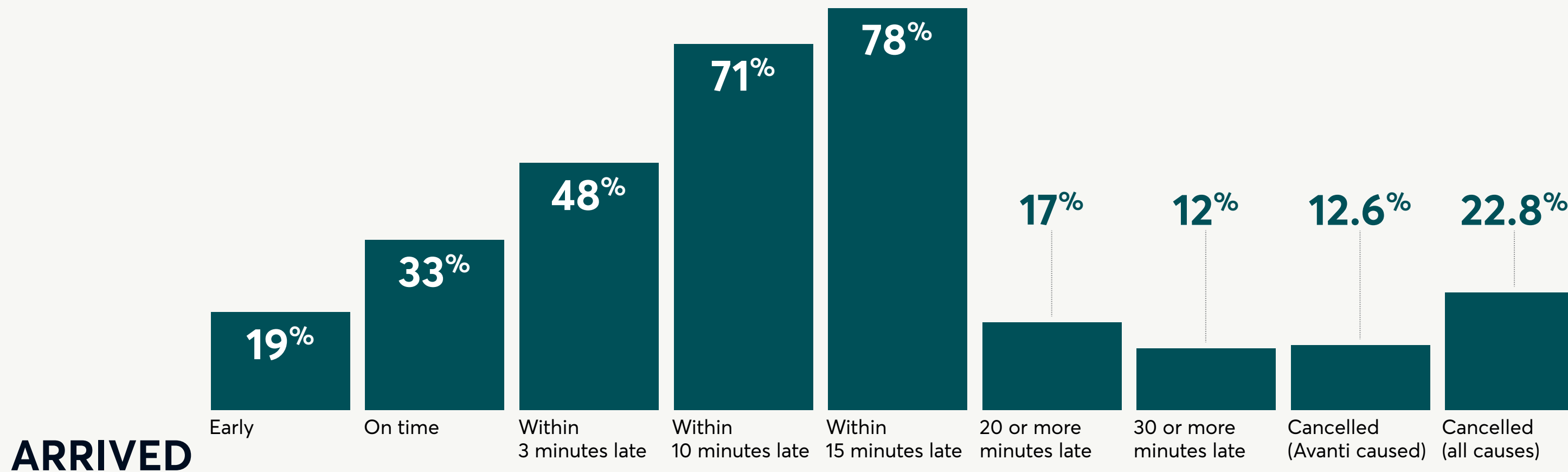
*Punctuality measured as percentage of station stops (origins, arrivals and termini), cancellations measured as percentage of trains planned (includes full and part cancellations)



Avanti West Coast London - Scotland Via Birmingham Services punctuality*

Period 2310 / 11 December 2022 – 7 January 2023

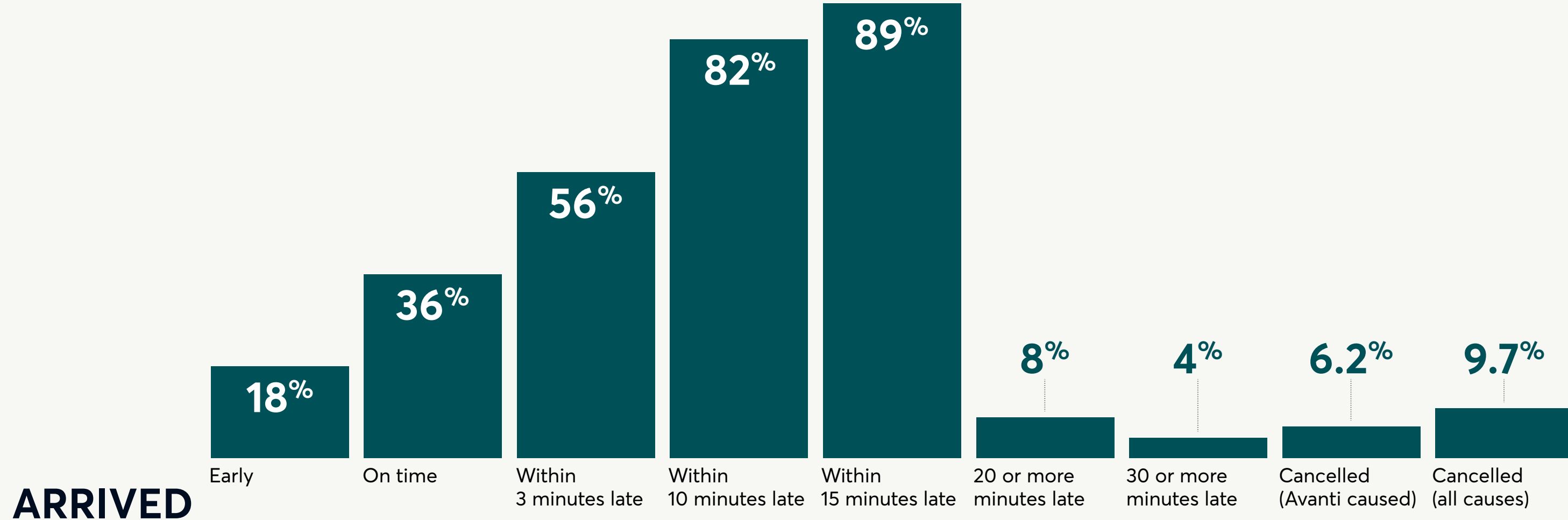
*Punctuality measured as percentage of station stops (origins, arrivals and termini), cancellations measured as percentage of trains planned (includes full and part cancellations)



Avanti West Coast London - Scotland Via Birmingham Services punctuality*

2310 Moving Annual Average / 9 January 2022 – 7 January 2023

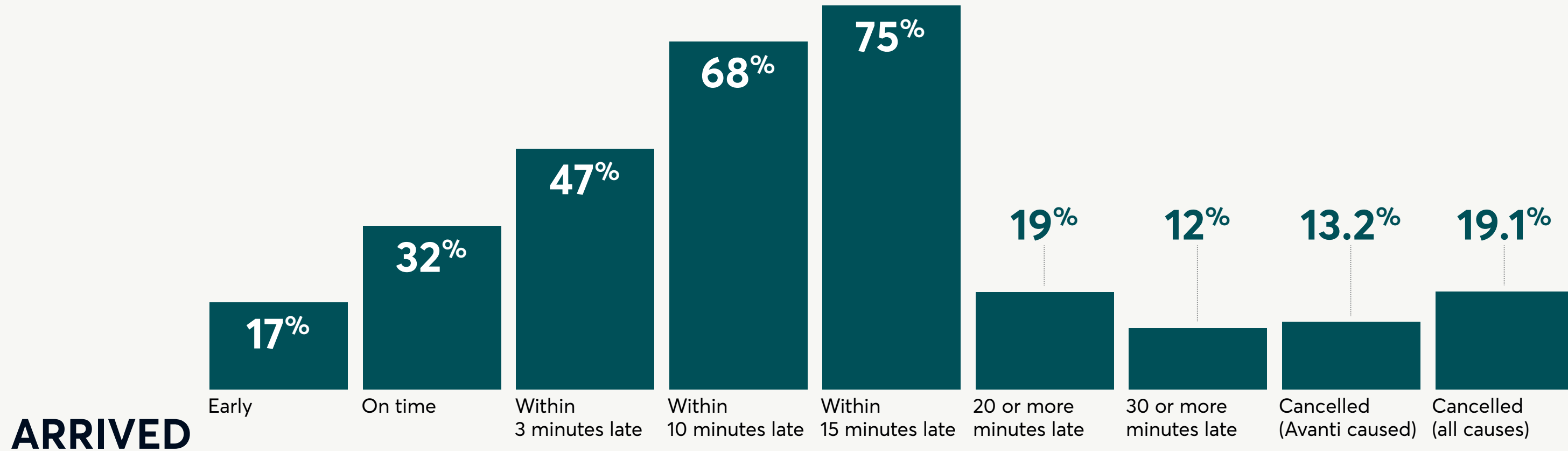
*Punctuality measured as percentage of station stops (origins, arrivals and termini), cancellations measured as percentage of trains planned (includes full and part cancellations)



Avanti West Coast Services punctuality*

Period 2310 / 11 December 2022 – 7 January 2023

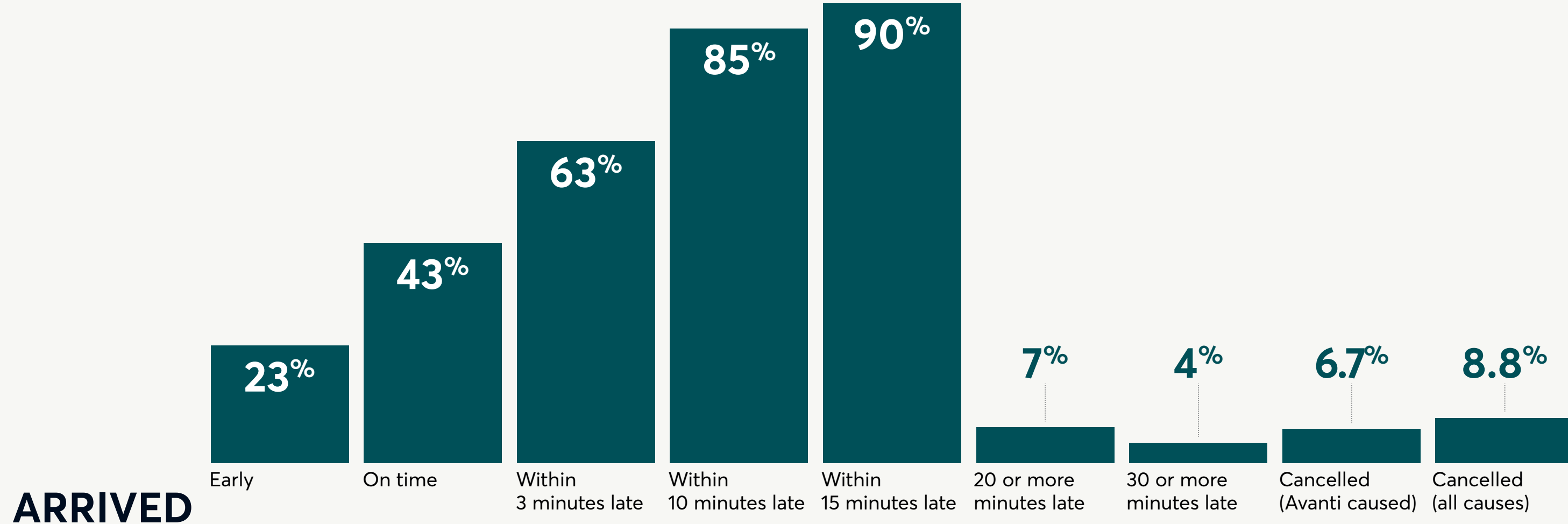
*Punctuality measured as percentage of station stops (origins, arrivals and termini), cancellations measured as percentage of trains planned (includes full and part cancellations)



Avanti West Coast Services punctuality*

2310 Moving Annual Average / 9 January 2022 – 7 January 2023

*Punctuality measured as percentage of station stops (origins, arrivals and termini), cancellations measured as percentage of trains planned (includes full and part cancellations)



Avanti West Coast Services

Period 2310 / 11 December 2022 – 7 January 2023

	>= 30 Late at Destination Breakdown (Number and percentage of trains booked in the period)						Percentage of trains booked MAA (Moving Annual Average)		
	30-59 mins	60-119 mins	>= 120 mins	30-59 mins %	60-119 mins %	>= 120 mins %	30-59 mins % MAA	60-119 mins % MAA	>= 120 mins % MAA
West Midlands	49	12	0	8.1%	2.0%	0.0%	2.8%	0.6%	0.0%
North Wales	13	4	0	4.3%	1.3%	0.0%	2.1%	0.4%	0.0%
Manchester	140	39	0	10.5%	2.9%	0.0%	3.3%	0.9%	0.1%
Liverpool	37	7	0	6.1%	1.2%	0.0%	2.8%	0.8%	0.1%
London - Scotland Direct	72	28	2	11.2%	4.3%	0.3%	5.2%	2.1%	0.4%
London - Scotland via Birmingham	36	10	1	5.8%	1.6%	0.2%	3.8%	0.9%	0.1%
Total	347	100	3	8.4%	2.4%	0.1%	3.4%	1.0%	0.1%