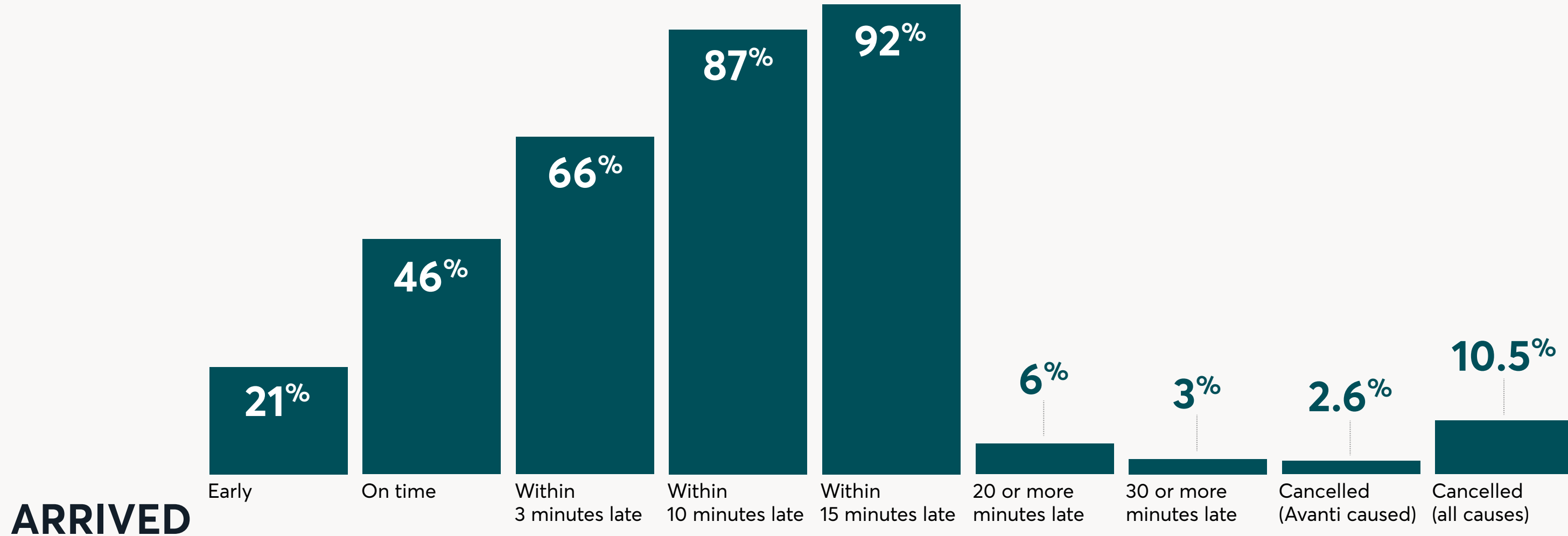


Avanti West Coast West Midlands Services punctuality*

Period 2501 / 1 April 2024 - 27 April 2024

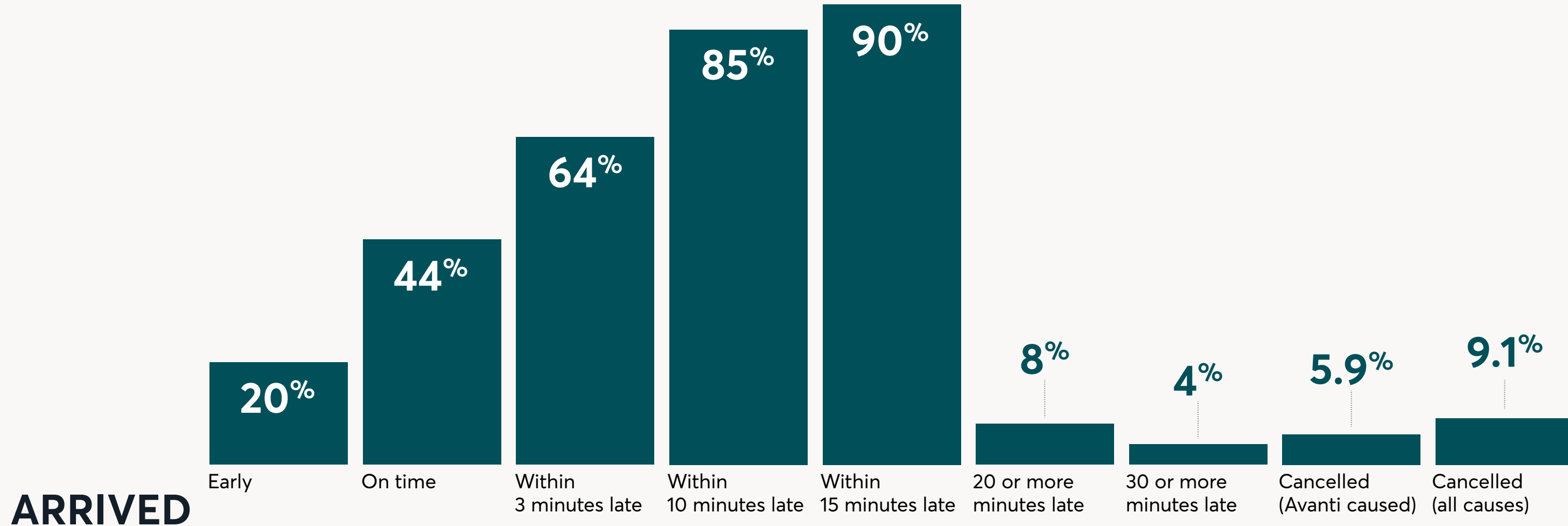
*Punctuality measured as percentage of station stops (origins, arrivals and termini), cancellations measured as percentage of trains planned (includes full and part cancellations)



Avanti West Coast West Midlands Services punctuality*

2501 Moving Annual Average / 30 April 2023 - 27 April 2024

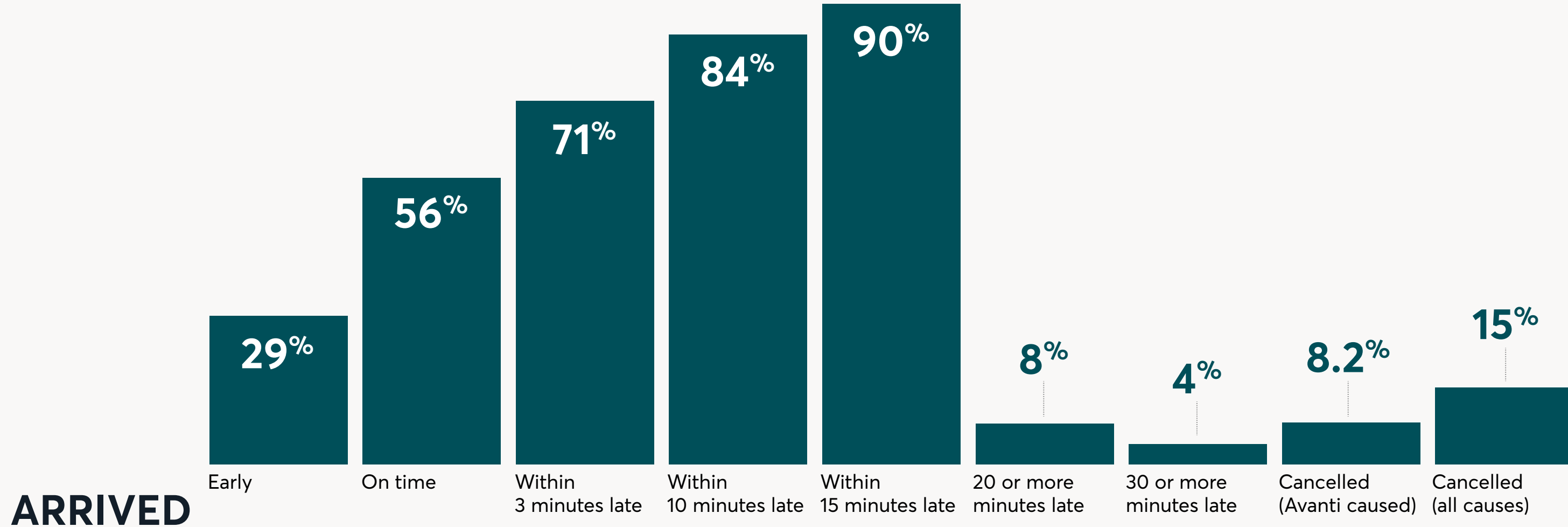
*Punctuality measured as percentage of station stops (origins, arrivals and termini), cancellations measured as percentage of trains planned (includes full and part cancellations)



Avanti West Coast North Wales Services punctuality*

Period 2501 / 1 April 2024 - 27 April 2024

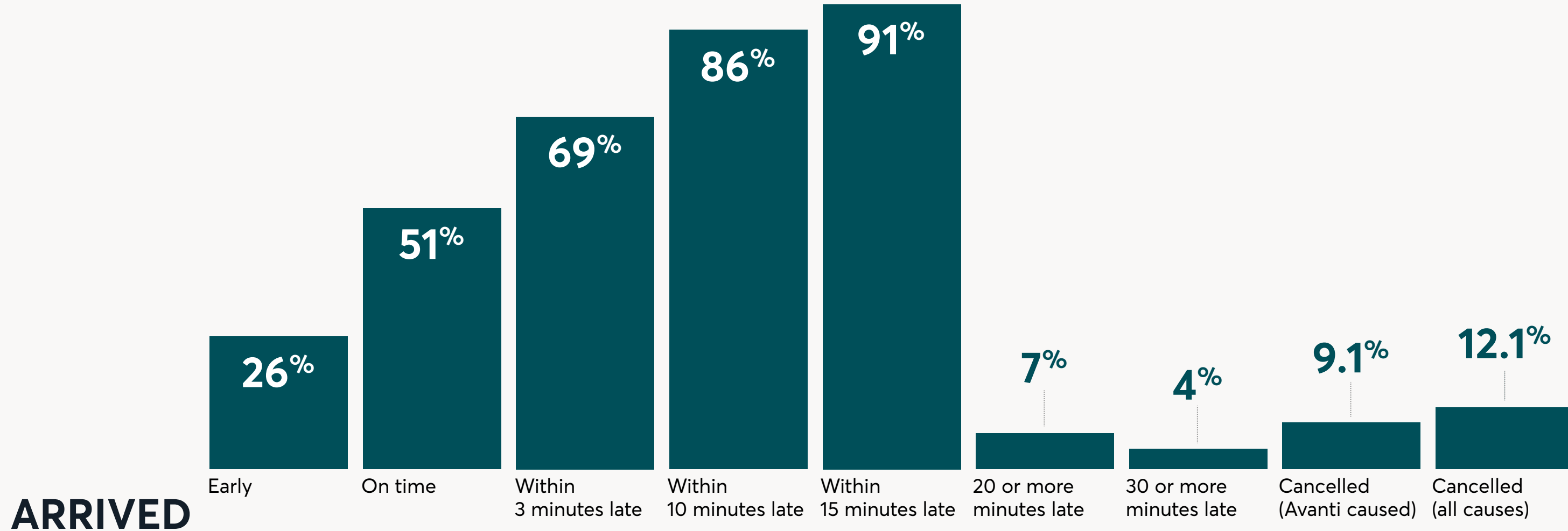
*Punctuality measured as percentage of station stops (origins, arrivals and termini), cancellations measured as percentage of trains planned (includes full and part cancellations)



Avanti West Coast North Wales Services punctuality*

2501 Moving Annual Average / 30 April 2023 - 27 April 2024

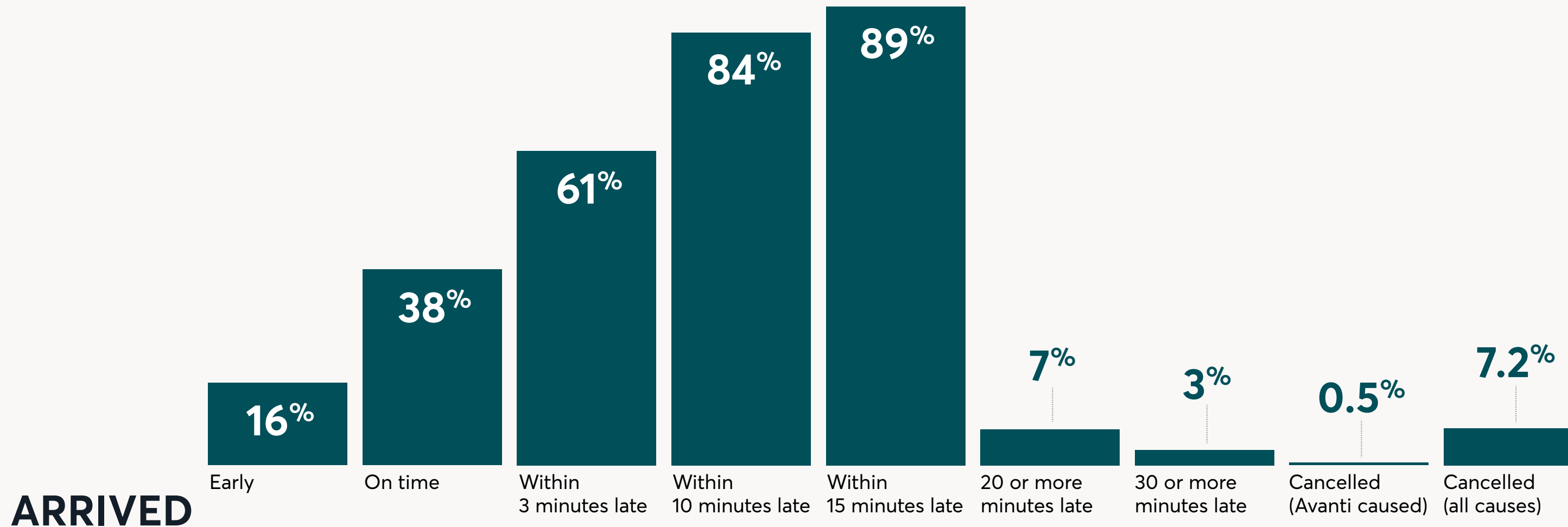
*Punctuality measured as percentage of station stops (origins, arrivals and termini), cancellations measured as percentage of trains planned (includes full and part cancellations)



Avanti West Coast Manchester Services punctuality*

Period 2501 / 1 April 2024 - 27 April 2024

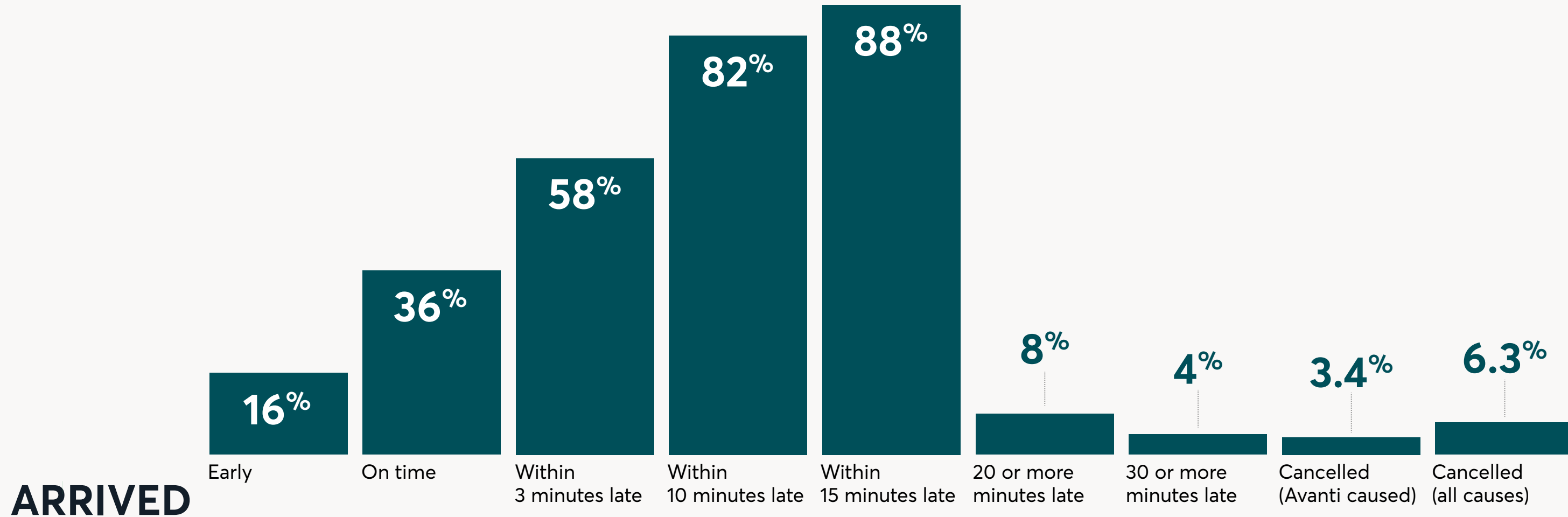
*Punctuality measured as percentage of station stops (origins, arrivals and termini), cancellations measured as percentage of trains planned (includes full and part cancellations)



Avanti West Coast Manchester Services punctuality*

2501 Moving Annual Average / 30 April 2023 - 27 April 2024

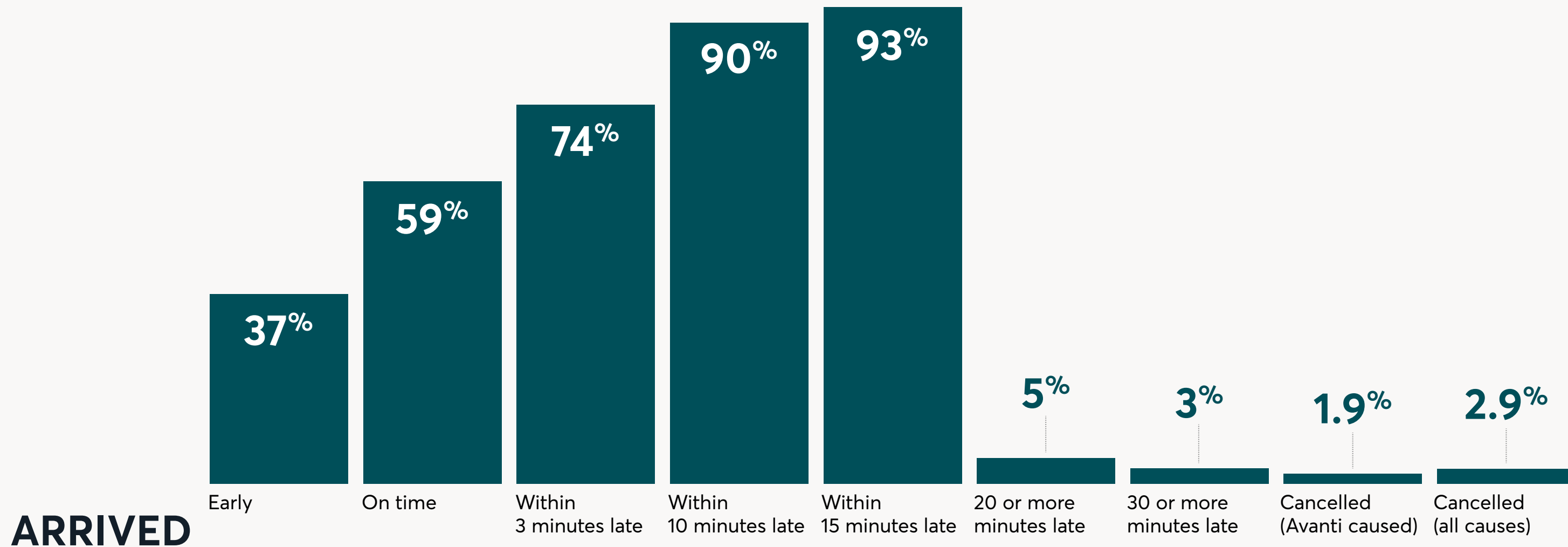
*Punctuality measured as percentage of station stops (origins, arrivals and termini), cancellations measured as percentage of trains planned (includes full and part cancellations)



Avanti West Coast Liverpool Services punctuality*

Period 2501 / 1 April 2024 - 27 April 2024

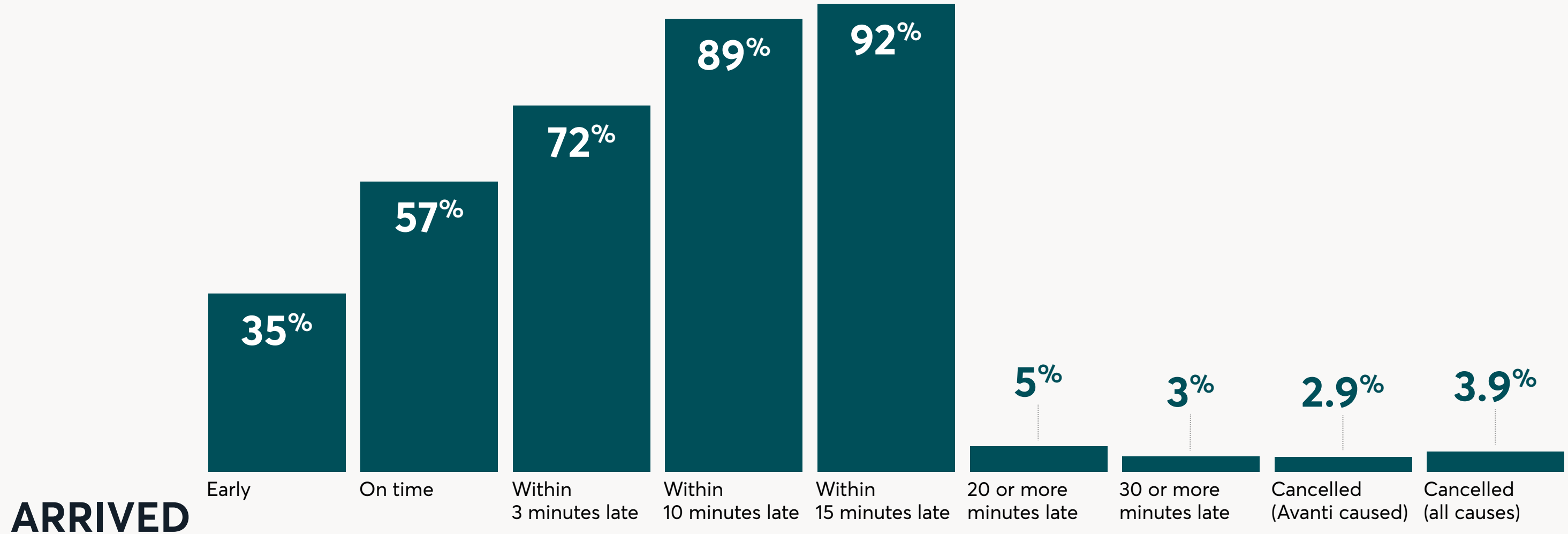
*Punctuality measured as percentage of station stops (origins, arrivals and termini), cancellations measured as percentage of trains planned (includes full and part cancellations)



Avanti West Coast Liverpool Services punctuality*

2501 Moving Annual Average / 30 April 2023 - 27 April 2024

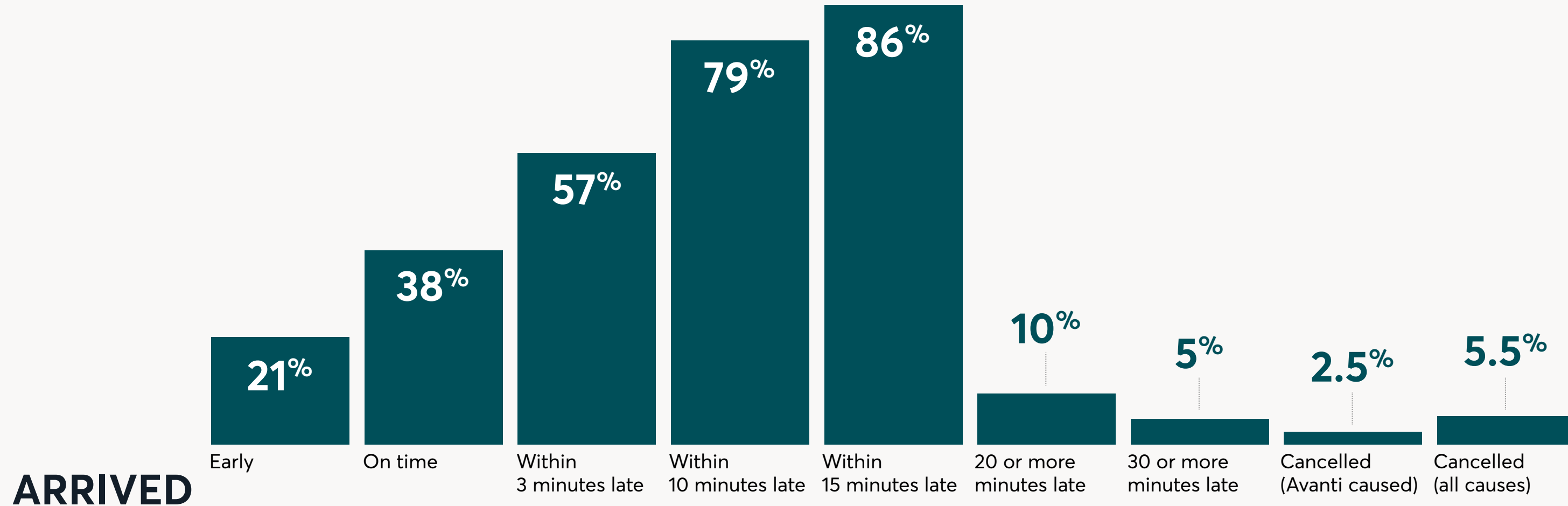
*Punctuality measured as percentage of station stops (origins, arrivals and termini), cancellations measured as percentage of trains planned (includes full and part cancellations)



Avanti West Coast London - Scotland Direct Services punctuality*

Period 2501 / 1 April 2024 - 27 April 2024

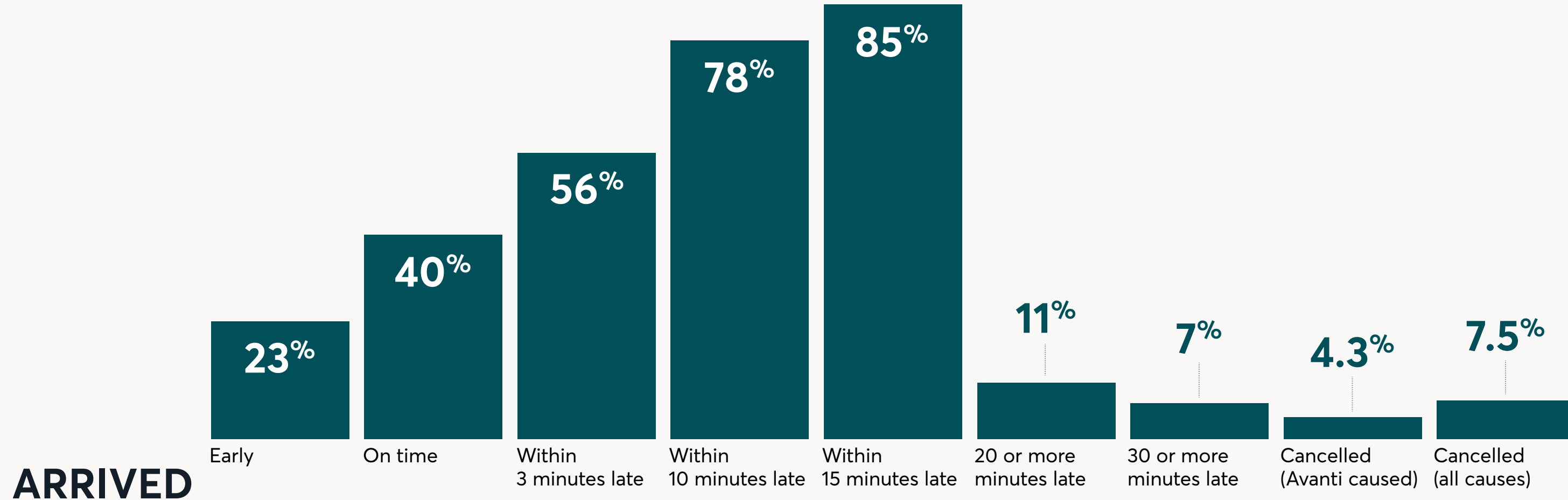
*Punctuality measured as percentage of station stops (origins, arrivals and termini), cancellations measured as percentage of trains planned (includes full and part cancellations)



Avanti West Coast London - Scotland Direct Services punctuality*

2501 Moving Annual Average / 30 April 2023 - 27 April 2024

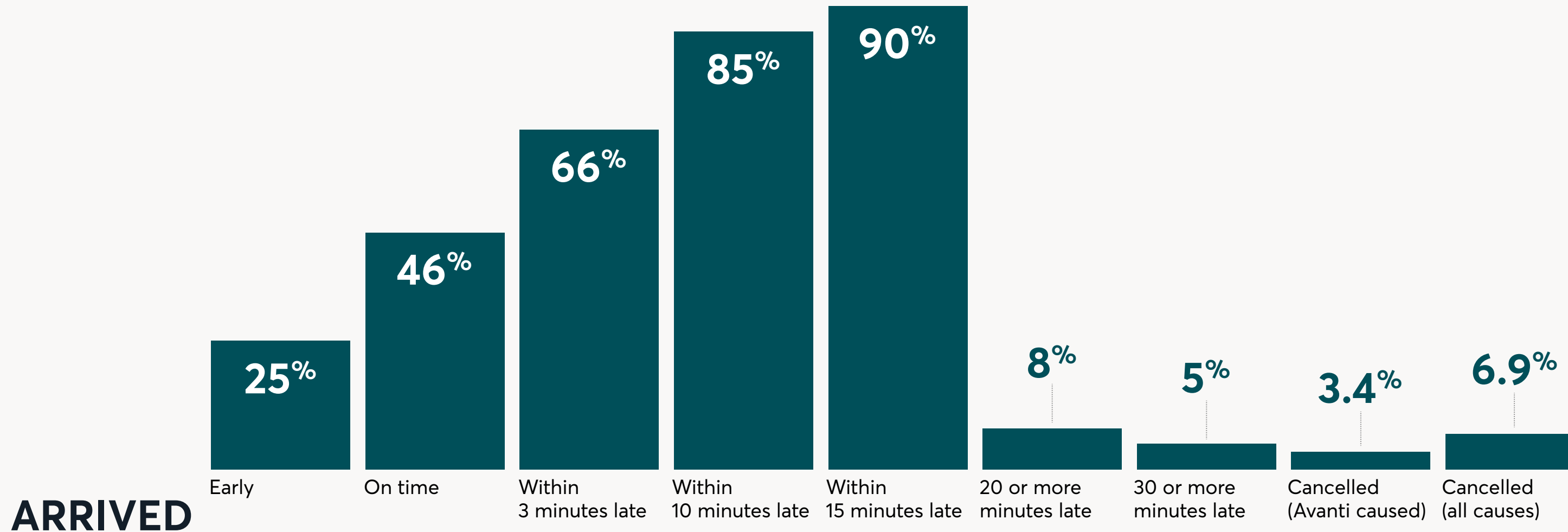
*Punctuality measured as percentage of station stops (origins, arrivals and termini), cancellations measured as percentage of trains planned (includes full and part cancellations)



Avanti West Coast London - Scotland Via Birmingham Services punctuality*

Period 2501 / 1 April 2024 - 27 April 2024

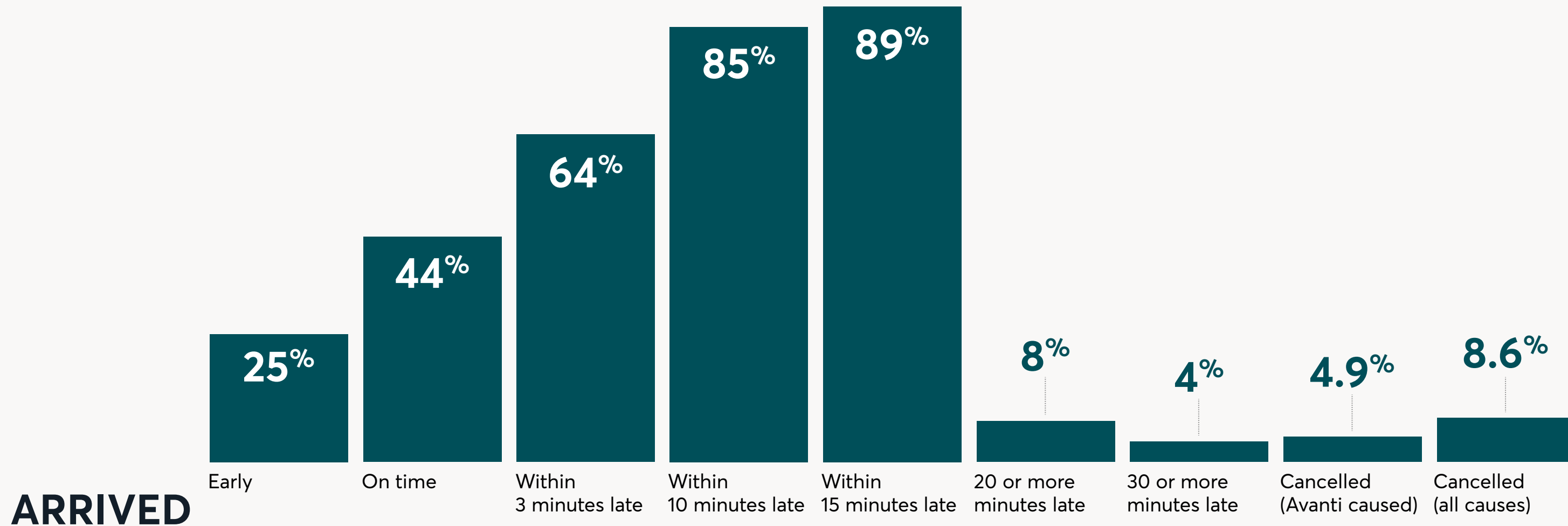
*Punctuality measured as percentage of station stops (origins, arrivals and termini), cancellations measured as percentage of trains planned (includes full and part cancellations)



Avanti West Coast London - Scotland Via Birmingham Services punctuality*

2501 Moving Annual Average / 30 April 2023 - 27 April 2024

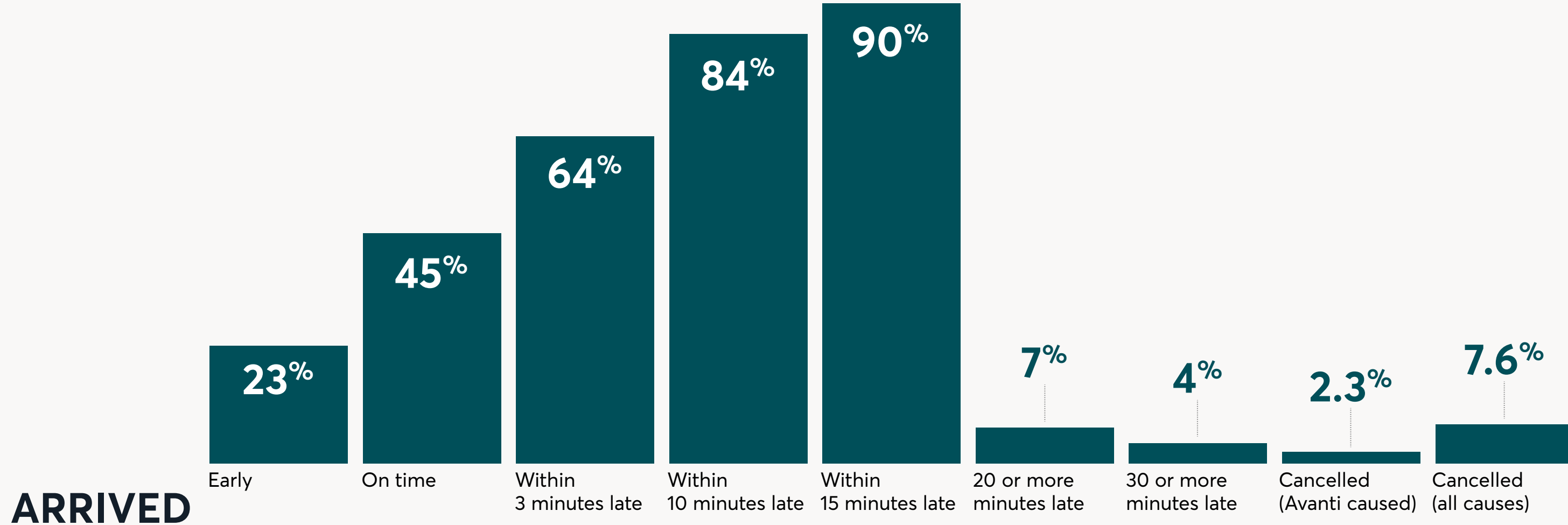
*Punctuality measured as percentage of station stops (origins, arrivals and termini), cancellations measured as percentage of trains planned (includes full and part cancellations)



Avanti West Coast Services punctuality*

Period 2501 / 1 April 2024 - 27 April 2024

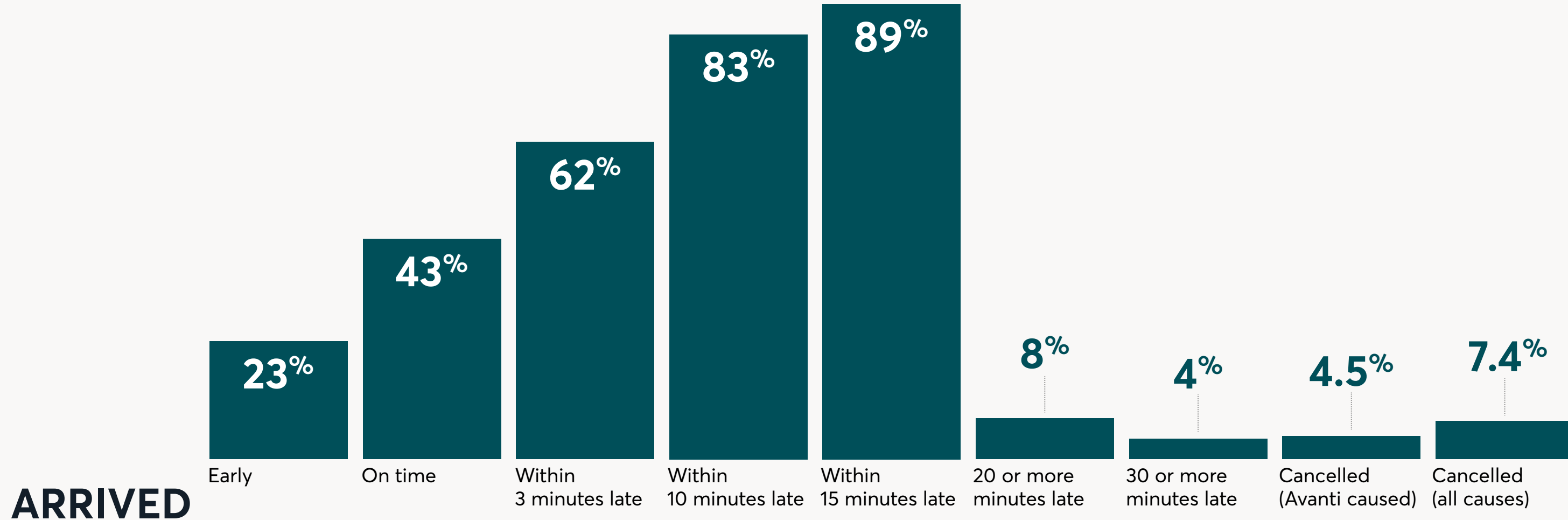
*Punctuality measured as percentage of station stops (origins, arrivals and termini), cancellations measured as percentage of trains planned (includes full and part cancellations)



Avanti West Coast Services punctuality*

2501 Moving Annual Average / 30 April 2023 - 27 April 2024

*Punctuality measured as percentage of station stops (origins, arrivals and termini), cancellations measured as percentage of trains planned (includes full and part cancellations)



Avanti West Coast Services

Period 2501 / 1 April 2024 - 27 April 2024

	>= 30 Late at Destination Breakdown (Number and percentage of trains booked in the period)						Percentage of trains booked MAA (Moving Annual Average)		
	30-59 mins	60-119 mins	>= 120 mins	30-59 mins %	60-119 mins %	>= 120 mins %	30-59 mins % MAA	60-119 mins % MAA	>= 120 mins % MAA
West Midlands	36	8	0	3.2%	0.7%	0.0%	3.3%	0.7%	0.0%
North Wales	21	4	0	4.2%	0.8%	0.0%	3.3%	1.0%	0.0%
Manchester	105	14	11	4.8%	0.6%	0.5%	5.2%	1.2%	0.1%
Liverpool	32	9	2	3.9%	1.1%	0.2%	2.9%	0.9%	0.1%
London - Scotland Direct	46	15	3	5.8%	1.9%	0.4%	7.1%	2.2%	0.4%
London - Scotland via Birmingham	41	4	0	4.7%	0.5%	0.0%	3.8%	0.9%	0.1%
Total	281	54	16	4.4%	0.9%	0.3%	4.5%	1.1%	0.1%

Avanti West Coast Services

Period 2501 / 1 April 2024 - 27 April 2024

* Full cancellations are trains that ran less than half booked mileage, counting as 1 cancellation. Part cancellations are trains that ran more than half booked mileage but did not call at all booked stations, counting as 0.5 cancellations

~ Pre-cancellations, also known as P-coded cancellations, refer to planned cancellations made to passenger services before 22:00 on the day prior to operation, due to the availability of train operator staff or rolling stock, Network Rail staff or infrastructure, or severe weather (among other causes). They are included in a revised timetable, and therefore may not appear in on the day cancellations figures

	On the Day Cancellations			Services Removed from the Plan (Pre-cancellations/ P-coded cancellations~)					
	Full Cancellations* AWC Responsibility	Part Cancellations* AWC Responsibility	Trains Cancelled* AWC Responsibility %	Full Cancellations* All Responsibility	Part Cancellations* All Responsibility	Trains Cancelled* All Responsibility %	Trains Planned On the Day	Fully Removed	Partially Removed
West Midlands	26	6	2.6%	110	17	10.5%	1132	0	0
North Wales	22	39	8.2%	54	43	15.0%	504	0	0
Manchester	10	0	0.5%	151	13	7.2%	2201	27	0
Liverpool	16	0	1.9%	22	4	2.9%	829	0	0
London - Scotland Direct	13	14	2.5%	33	22	5.5%	798	0	0
London - Scotland via Birmingham	20	20	3.4%	31	58	6.9%	872	0	0
Total	107	79	2.3%	401	157	7.6%	6336	27	0

All trains shown in the 'Services Removed from the Plan' section were removed from the plan for 24th April by Network Rail, following an issue affecting the overhead line at Kings Langley which limited the amount of trains that could travel through the area.